



REPUBLIC OF CYPRUS




REPUBLIC OF CYPRUS

SECOND VOLUNTARY NATIONAL REVIEW

Sustainable Development Goals (SDGs)

Nicosia, June 2021





Overall Coordination: Directorate General for European Programmes, Coordination and Development

Supervision: Georghia Solomonidou-Christofidou

Assistance: Evita Michaelides, Andri Christoforou

Publisher: Press and Information Office

ISBN: 978-9963-50-541-8

Design: Stella Komninou Arakelian



PIO 116/2021 – electronic publication

© 2021 Press and Information Office. All rights reserved.

The sale or other commercial exploitation of this publication or part of it is strictly prohibited. Excerpts from the publication may be reproduced with appropriate acknowledgment of this publication as the source of the material used. Press and Information Office publications are available free of charge.

ACKNOWLEDGEMENTS

Cyprus' Second Voluntary National Review 2021 was prepared under the coordination of the Directorate General for European Programmes, Coordination and Development (DGEPCD) of the Ministry of Finance.

The DGEPCD would like to express its appreciation to all the Ministries and Government Departments for their valuable contribution and continuous commitment. We also extend our thanks to all non-Governmental organisations, local authorities, academic institutions, businesses and the wider public for their input.

Special thanks to the Press and Information Office of the Republic of Cyprus for designing the Review.

We also extend our acknowledgements to our external consultants, notably the Cyprus International Institute of Management-CIIM Bio-Economia Centre.

MESSAGE

by the President of the Republic of Cyprus



Amidst an unprecedented new reality brought about by the pandemic, we should intensify our efforts towards making sustainable development finally a reality for all countries and regions in need, through establishing the necessary political and socio-economic conditions which would lead to stability, economic growth and institution building.

We need to embrace the new opportunities that arise and face the challenges with strength and resilience. In this regard, we reiterate our full commitment to strengthening the capacity of the United Nations in pursuance of the implementation of the 2030 Agenda for Sustainable Development.

An agenda which needs collective leadership, solidarity and the primacy

of multilateralism in order to match the expectations of the people for a sustainable planet.

To this end, as you read Cyprus' second Voluntary National Review (VNR), it is evident that the Sustainable Development Goals form an integral part of our path towards social inclusion, stimulating innovation and accelerating digitalisation, whilst working in parallel towards green transition and reversing the effects of climate change.

The review highlights the progress achieved since the last VNR of 2017, whilst not ignoring the remaining challenges we still have to tackle so as to fully achieve our Sustainable Development Goals.

On this journey towards a more sustainable future for our generation and for the generations to come, we all have our share to contribute. Government initiatives do not suffice. We invite everyone, the business community, the social partners, the non-governmental organisations and every citizen to join forces so as to fully implement our ambitious strategy towards a new model for strengthening the economy's resilience and achieving economic, social and environmentally sustainable long-term growth and prosperity.

Nicos Anastasiades

CONTENTS

4	1. Executive Summary
6	2. Introduction
8	3. Methodology
9	4. Governance - Institutional Mechanism
13	5. Stakeholders' Engagement
17	6. Covid-19: Impacts on SDGs and Actions Taken in Response to the Pandemic
23	7. Financing
28	8. Focus Areas
38	9. Progress Towards the Goals and Targets
40	9.1 SDG 1. No Poverty
44	9.2 SDG 2. Zero Hunger
48	9.3 SDG 3. Good Health and Well-Being
52	9.4 SDG 4. Quality Education
56	9.5 SDG 5. Gender Equality
62	9.6 SDG 6. Clean Water and Sanitation
66	9.7 SDG 7. Affordable and Clean Energy
70	9.8 SDG 8. Decent Work and Economic Growth
74	9.9 SDG 9. Industry, Innovation and Infrastructure
78	9.10 SDG 10. Reduced Inequalities
82	9.11 SDG 11. Sustainable Cities and Communities
88	9.12 SDG 12. Responsible Consumption and Production
92	9.13 SDG 13. Climate Action
96	9.14 SDG 14. Life Below Water
100	9.15 SDG 15. Life on Land
104	9.16 SDG 16. Peace, Justice and Strong Institutions
110	9.17 SDG 17. Partnership for Goals
114	10. Building Forward Better – Next Steps
118	Data Appendix

1. EXECUTIVE SUMMARY

INTRODUCTION

Cyprus' 2nd Voluntary National Review (VNR) provides an overview of the progress and the remaining challenges in achieving the Sustainable Development Goals (SDGs). The challenges have been aggravated by the Covid-19 pandemic, which halted socio-economic and environmental progress.

GOVERNANCE / STAKEHOLDER ENGAGEMENT

Building on a lesson learned from the 2017 VNR, an Intergovernmental Commission has been established for the implementation of the SDGs under the coordination of the Ministry of Finance (Directorate General for European Programmes, Coordination and Development – DGEPCD), while the responsibility for each SDG target remaining with the competent Ministry. Under the adopted integrated policy framework, stakeholders from Civil Society, Active Citizenship, Volunteerism and Non-Governmental Organisations (NGOs) play a pivotal role in the implementation of the SDGs.

ECONOMIC DEVELOPMENT AND THE COVID-19 PANDEMIC

Cyprus, in the pre-covid period was experiencing for a period of 5 consecutive years a growing Gross Domestic Product (GDP) per capita, decreased unemployment, a significant decrease in non-performing loans, and a decline in the already high private and public sector debts. Inevitably, the prohibitive measures adopted due to the pandemic adversely affected economic activity in all sectors, including the vital sector of tourism with Real Output contracting by 5.1% in 2020.

The Covid-19 reality brought unprecedented challenges and changes to everyday life. Cyprus' Government top priority was the protection and health of its citizens as well as the support of the social and economic fallout of the pandemic. The prompt public health interventions, including non-pharmaceutical measures and active contact tracing, with extensive and targeted testing, proved to be a valuable combination of strategies to effectively control the COVID-19 outbreak. Furthermore, to mitigate the negative impact of the pandemic on the economy, the Government has adopted a support package for employees, the self-employed, vulnerable groups and businesses, which in 2020 amounted to €2.6 bln or 12.5% of GDP. Cyprus' pioneering mobilisation of its volunteer network, under the coordination of the Office of the Commissioner for Volunteerism and NGOs, received EU-wide recognition for its prompt and effective support of vulnerable groups following prescribed security protocols.

PROGRESS OVERVIEW

In the period that elapsed since its first VNR in 2017, and given the five years of continuous high economic growth, Cyprus has shown progress in most SDG indicators, even though it continues to rank low among the EU countries. Cyprus performs very well with regard to reducing poverty (SDG1), securing good health (SDG3), in high tertiary educational attainment, but falls behind in quality education (SDG4) as well as in affordable energy even though challenges remain towards clean energy. It is ahead of many EU countries in terms of the gender pay gap and while showing some improvement in the number of women in leadership positions (SDG5), continues to rank very low among EU27. On the other hand, Cyprus has the highest number in asylum applications, experiencing the highest influx of migrants in the EU (SDG10.) Finally, regarding the environment, Cyprus' performance is below the EU average in most SDGs. Severe challenges exist with respect to sustainable agriculture (SDG2), clean water and sanitation (SDG6) due to the extended drought periods caused by climate change. Cyprus continues to lack behind with respect to responsible consumption and production (SDG12) and climate action (SDG13). However, the data show a continuous improvement towards most environmental goals, with the overall implementation rate for all SDGs rising from 70.60% in 2017 to 75.21% in 2020, reflecting the fruition of targeted Government policies and initiatives.

KEY INITIATIVES

In promoting all three pillars of sustainable development, Cyprus focuses on social inclusion, stimulating innovation and accelerating digitalisation, as well as working towards green transition and reversing the effects of climate change. Adhering to the 'leaving no one behind' principle, Cyprus has implemented the following noteworthy initiatives:

Social Inclusion

- Introduction of the General Health System (GHS), a modern and universal healthcare system, that provides equal access to high quality healthcare services.
- Implementation of a multidimensional Strategic Action Plan for the integration of migrants including labour market programmes and vocational orientation.
- Adoption of the new National Action Plan for Equality between Men and Women (NAPD) (2019-2023).
- Participation of youth in Government decision making through the Children's Parliament 'Annual Meeting' and the launch of the 'Public Consultation Day'.

Innovation and Digitalisation

- Establishment of the Deputy Ministry of Research, Innovation and Digital Policy to enable and accelerate Cyprus' digital transformation.
- Launch of the new Industrial Policy (2019-2030) seeking transition to a circular economy via policies to enhance sustainable entrepreneurship.

Green Transition

- Adoption of the new National Governance System for the implementation of the EU Green Deal in Cyprus.
- Participation in the Climate Change Actions in the Eastern Mediterranean and Middle East.
- Launch of the National Strategy for the Development of Mountain Communities.

BUILDING FORWARD BETTER

Cyprus is in the process of preparing a Long-Term Strategy in order to adopt a robust new growth model to strengthen the economy's resilience and the country's potential for economically, socially and environmentally sustainable long-term growth and welfare. This objective will be achieved through an appropriate country-specific mix of investments and reforms that have been included in the Programming Plans for the various European Funds with an investment budget of about €3.5 bln in total up to 2030 or 16.6% of GDP. An important tool is the National Recovery and Resilience Plan (NRRP), with an overall budget of €1.25 bln of investment for the period 2021-2026. The NRRP takes into account the need to mitigate the economic and social impacts of the COVID-19 crisis and the need to strengthen the foundations of the economy.

At the Governance level for the SDGs, Cyprus is implementing a project in cooperation with United Nations Institute for Training and Research (UNITAR) aiming towards a whole-of-Government approach in implementing a sustainable Development Agenda and at a stronger partnership with all stakeholders. Next steps include among others:

- A broader awareness around the SDGs within the Cypriot society, involvement and commitment of all stakeholders including the creation of an online platform: www.initiative2030.gov.cy
- The training of Government employees to contribute to the implementation of the SDGs.
- A pioneering educational programme for children with activities for each of the 17 SDGs.

Cyprus' coordinated efforts to implement projects, initiatives and actions reflect its commitment towards achieving the vision of the 2030 UN Agenda. The extensive investment plan, including the National Recovery and Resilience Plan (NRRP) is a key tool towards Cyprus' effective green and digital transition while leaving no one behind.

2. INTRODUCTION

Cyprus submitted its first Voluntary National Review to the United Nations in 2017. The first Report reflected Cyprus' high level of commitment towards the Agenda 2030. The efforts were directed towards ensuring that the SDGs become a real policy and action agenda that will enhance the well-being of all its citizens.

This second Voluntary National Review of the implementation of the Sustainable Development Goals (SDGs) gives a cross-country outline of the actions taken, examples of overcoming adversity and showcases good practices supporting the 2030 Agenda in Cyprus.

The process of drafting the Second Voluntary National Review for the UN High Level Political Forum in 2021, under the coordination of the Directorate General for European Programmes, Coordination and Development (DG EPCD) of the Ministry of Finance and with the collaboration of all main players, showcases key initiatives and actions that positively impacted SDG implementation, while, at the same time, recognises existing challenges that require further action and commitment.

In order to develop a multidisciplinary up-to-date report, the focus of this review was based on efforts/attempts undertaken between 2017 to 2020. Accordingly, the individual topics and the review do consider impacts and measures taken regarding the Coronavirus pandemic. The report presents numerous examples of overcoming adversity and flagship drives to delineate SDG implementation in the Republic of Cyprus and illustrate ongoing and potential implementation strategies for challenges to be sustainably managed. Such initiatives, public and private, are vivid examples of overcoming adversity and of enhancing the mindset of decision makers towards responsible and effective solutions and practices.

A section is specifically focused on the **Coronavirus Pandemic Effect**. Cyprus' Government top priority was the protection and health of its citizens as well as the support of the social and economic fallout of the pandemic. The active engagement of volunteers during this time was noteworthy and widely recognised. Considering the different areas covered by the 2030 Agenda, the review explores **three major areas** in more prominent detail:

- Economic Development – Digitalisation and Innovation
- Social Inclusion – Women, Youth, Migrants and Refugees
- Green Transition – Towards climate neutrality

These focus areas mirror the three components of the 2030 Agenda – economic, social and environmental – and are of major relevance to Cyprus. The way towards analysing the main points of interest was composed with the involvement of all Ministries and Deputy Ministries of the Republic of Cyprus, Public Departments, the Statistical Service of Cyprus, civil society and other major stakeholders. Expert support was also commissioned from the academic centre CIIM-Bio Economia Centre.

Governance structures and public bodies' approaches to SDGs have been considered for analysing the implementation of SDGs. The integrated policy framework in the fields of Civil Society and Volunteerism forms a key aspect towards the progress of SDGs. Equally importantly, Cyprus actively participates and establishes key collaborations within the European and international spectrum. The National Financing Framework and the Government's investment strategy showcase its commitment towards the implementation of the SDGs.


Methodology shares and explains information and procedures about the stakeholders' involvement regarding the adoption and implementation of the SDGs in the Cyprus agenda.

Stakeholders' Engagement is pivotal in the implementation of the 2030 UN Agenda. Social actors are actively involved in SDG-related projects and activities and raise awareness about the SDGs among the general public.

Based on data from Cyprus' Statistical Service, [Progress towards the goals and targets](#) highlights initiatives and actions rolled out since the 2017 VNR, presents existing challenges, measures adopted in response to Covid-19 as well as outlines key Government and stakeholder policies.

With the COVID-19 pandemic still being a very visible and massively disruptive force, we are compelled to [build forward better](#) by reevaluating, reorienting and transforming ourselves focusing on a holistic thinking approach. We need to strengthen the foundations of the economy, by adopting a new long-term growth strategy that is more sustainable and resilient to shocks. The transformation of the economy goes hand in hand with the vision of achieving climate neutrality. At the same time, investing in digital economy and digital transformation is a key priority for bolstering productivity and competitiveness. Cyprus continues to be fully committed towards promoting equal opportunities and gender equality at all levels as well as establishing a Health System that focuses on prevention, social provision and continuous upgrading of the provided services based on professionalism and respect to all citizens.

Due to the continued illegal occupation of 36.2% of the territory of the Republic of Cyprus by Turkish military forces since 1974, the Government of the Republic of Cyprus does not exercise effective control over all of its national territory. Consequently, all information and data included in the present Voluntary National Review concern the Government-controlled areas.



3. METHODOLOGY

The preparation of the 2017 VNR underlined the necessity of a coordination mechanism for the SDGs at a national level. Following up on this observation, the Council of Ministers (CoM) appointed on 30 May 2018, the Ministry of Finance, through its Development Service, the Directorate General for European Programmes, Coordination and Development (DG EPCD) as the national coordinator for the implementation of the 2030 Agenda. The National Coordinator's competency comprises the effective incorporation of the SDGs in the national policy framework, the regular monitoring of progress and awareness raising events. Engagement of the local authorities and of the main stakeholders is also targeted, as a necessary step towards creating ownership and involvement of the totality of the Cypriot society.

SECURING THE CONTRIBUTION OF THE PUBLIC SECTOR

In 2020, Cyprus started preparing its second Voluntary National Review. In this context, in December 2020, the Council of Ministers invited each Ministry to contribute to this effort in its area of competence under the coordination of the Ministry of Finance (DG EPCD). Each SDG has been allocated to the most pertinent Ministry to prepare the input in cooperation with other Ministries involved and by also securing the input of the non-governmental stakeholders that are related to its area of activity. Statistical data was derived from the Statistical Service of Cyprus, which largely draws on the EU SDG indicator set. Based on the contribution from the Ministries and with the help of an academia centre selected through a tendering procedure, the coordinator prepared the main body of the Report. The Press and Information Office of the Government edited the graphics and the layout of the Report.

INVOLVEMENT OF THE PARLIAMENT, THE COMMISSIONERS AND THE MAIN STAKEHOLDERS

The [involvement of Parliament in the SDGs](#) has been so far rather limited. Although the Parliament is reviewing all strategic documents and therefore dealing with SDG policies in this context during hearings on Government's Strategy, Sectoral Strategies and annual budgets, not much has been undertaken with and within the Parliament specifically on the SDGs, as the overarching agenda.

It is useful to mention though, that the **Parliament holds special sessions** to discuss the problems of some vulnerable groups, such as those for the Elderly and Children. In fact, the set-up of the Children's Parliament has been recognised as a best practice.

For the purposes of this Report, the main stakeholders, including the Parliament, the Commissioners for Environment, for Volunteerism, for Children's Rights and for Equality and Justice, have been asked by the National Coordinator to send their views in writing. Similarly, the main umbrella organisations among the stakeholders such as the trade unions, the employers' organisations, the Federation of the NGOs, the Youth Council, the academia, and research centres were asked to give their views on the level of implementation of the SDGs in Cyprus and of the activities that they promote which they would consider as best practices. Their contribution is summarised in the relevant section 5 (Stakeholder Engagement).

SURVEY OF THE WIDER PUBLIC

In order to get a very preliminary idea of the level of awareness among the general public, a simple questionnaire was distributed electronically through the social media and the website of the DG EPCD. The response, which is also analysed in the Stakeholders Section (Section 5), shows slight to moderate satisfaction in Government's effectiveness in implementing the SDGs, underpinning the necessity to increase awareness on all the initiatives promoted towards sustainable development.

4. GOVERNANCE – INSTITUTIONAL MECHANISM

COORDINATION AND IMPLEMENTATION OF SUSTAINABLE DEVELOPMENT GOALS

As a lesson learned from the 2017 VNR Report, Cyprus has taken further steps towards establishing coordination and monitoring mechanisms for the successful implementation of the SDGs in Cyprus. At the central Government's level, relevant responsibilities have been assigned by the Council of Ministers to the Directorate General for European Programmes, Coordination and Development (DG EPCD) of the Ministry of Finance. As a first step, the DG EPCD initiated a mapping exercise in cooperation with line Ministries (responsible for each SDG) in terms of national policies, strategies and action plans relevant to the SDGs.

This primarily enabled the National Coordinator (DG EPCD) to obtain a clearer picture of the policies in place and the extent to which they address the 2030 Agenda targets, identify policy gaps in different SDG areas and assign the monitoring responsibility for each SDG target and indicator according to the competences of the Ministries.

As part of this 2021 VNR preparation, the existing Governance Mechanism has been utilised in order to gather the necessary information on current Government strategies, policies and regulatory frameworks in all SDG areas as well as the current status of implementation and progress made since the previous VNR on the Goals, including good practices, lessons learnt as well as the impact of Covid-19.

A NEW NATIONAL GOVERNANCE SYSTEM FOR THE SDGs IMPLEMENTATION IN PROGRESS

The national Coordinator (DG EPCD) took the initiative in October 2019 to seek expert support in establishing a Governance and Monitoring Mechanism for the effective integration of SDGs into national policies and for their successful implementation. A new project named “Implementation and mainstreaming of the SDGs in the national policy framework in Cyprus” was launched in December 2020, in cooperation with the United Nations Institute for Training and Research (UNITAR). The new Governance System, as well as a strategy for increased awareness, is expected to be completed in Autumn 2022. More specifically, the project is expected to support the initiatives of national authorities to design their reforms according to their priorities, also taking into account initial conditions and expected socioeconomic impacts. Additionally, the project is expected to draw specific recommendations on how to reflect key environmental and social issues in the development of the country's growth strategy, and accordingly inform sectoral growth strategies, as well as horizontal reforms.

NATIONAL FRAMEWORKS

Under the European Semester

The most important horizontal form of annual planning is reflected in the [National Reform Programme \(NRP\)](#) prepared in the context of the European Semester process of economic policy formulation in the EU. In the context of initiating the annual planning cycle, the Government's Strategy Statement is issued each April setting the principal Governmental framework guiding the revolving 3-year strategic plans for the Government Services. As of 2019 the SDG priorities have been included in the Strategy Statement, with the aim to further incorporate them within all sectoral and horizontal strategies of the Government. This initiative came in anticipation of the EU to monitor progress in each member state with respect to the SDGs in the annual evaluation of the

country's National Reform Programme as analysed in the Country Report issued by the European Commission.

Within the National Long-Term Strategy Currently Under Preparation

Commitments towards the implementation of the SDGs for 2030 will also be addressed within the Long-Term Economic Strategy currently being under preparation. This strategy will bring together all the elements required to secure the continuous enhancement of citizens' welfare.

Within the Programming for the European Funds – Steam to the Sustainable Development Engine

The funds provided to Cyprus through the Multi-Annual Financial Mechanism of the EU offer significant support in implementing the Sustainability Agenda up until 2030. In the first place, Cyprus National Recovery and Resilience Plan (NRRP) brings to the economy additional new funds through the New Generation EU instrument approved in response to Covid-19. Equally important are the traditional funds of the Cohesion Policy and the Common Agricultural Policy, which bring to the economy significant funds for investment in the priority areas of sustainable development. They are a significant key tool to repair, restart, and reconfigure Cyprus' economic and social composition to positively impact the citizens' well-being, the quality of human capital and the labour force, the efficiency of its institutions and the Country's effective green and digital transition, in accordance with the 2030 Agenda. An overall investment plan of €3.5billion.

SELECTED MINISTRIES' GOVERNANCE APPROACHES TO SDGs

Key horizontal and site-specific policy actions are being promoted with Ministries setting up their own processes, plans, bodies and initiatives to achieve the SDGs and effectively tackle the specific challenges in their own area.

Stimulus on innovation and digitalisation

The newly established (since March 2020) Deputy Ministry of Research, Innovation and Digital Policy (DMRID) is responsible for enabling and accelerating Cyprus' digital transformation, while leveraging technology and innovation to stimulate sustainable growth and vibrant economic activity and help solve the numerous pressing challenges of our time.

Combating Violence

Within the framework of preventing and combating violence in the family, the full implementation of the actions included in the National Action Plan on the *Prevention and Combating of Violence in the Family* for the period 2017-2019 was pursued. In this context, the operation of a "Women's House" and a "Children's House" functions as interdisciplinary centres providing psychosocial and legal counselling and support to women and children who are victims of violence and sexual abuse.

Green Transition Governance

A new structure for the Governance of the Green Deal Strategy has been approved by the Council of Ministers on the 13th of November 2020. The core of this new structure forms the "*National Governance System for the EU Green Deal in Cyprus*" which operates under the political guidance of a six-member Ministerial Committee and a corresponding Committee of Permanent Secretaries, while, at a technical level, the individual initiatives / themes of the Green Deal are examined by the competent Technical Committees. The national targets for the next decade are looked into in detail in the National Energy and Climate Plan (NECP) on a mid-term basis, up to 2030, and should serve as a basis for an ambitious long-term strategy aiming towards the minimisation of greenhouse gas emissions by 2050. Other strategies falling under the scope of the EU Green Deal are also coordinated under this new national umbrella, such as the ones for biodiversity, circular economy, zero pollution etc.

CIVIL SOCIETY AND OTHER STAKEHOLDERS

Coordinating the NGOs

The long-time integrated policy framework in the fields of Civil Society, Active Citizenship, Volunteerism and NGOs forms a key aspect for the implementation of the SDGs. Citizens are called upon to play their part in building a better, more democratic society, therefore, the development of Active Citizenship skills and attitudes is crucial. The coordination of all voluntary and non-governmental organisations in all sectors of activity and the strengthening of cooperation with local authorities is carried out by the Commissioner for Volunteerism and NGOs. Additionally, the Pan Cyprian Volunteerism Coordinative Council (PVCC) is the Supreme Coordinative Body of voluntary social welfare organisations in the Republic of Cyprus. The PVCC is an umbrella organisation representing more than 400 national and local voluntary/non-governmental organisations.

Coordinating the Social Partners–The Tripartite Mechanism for Social and Labour Issues

An important role in the regulation of collective labour relations plays the long-established mechanism for tripartite cooperation, in social issues and in industrial relations between trade unions, employers' representatives and the Government, which is not a legally binding mechanism but is based on a voluntary commitment of participants and involves continuous social dialogue and compromises between the three aforementioned main stakeholders.

Public Consultation

It is further emphasised that stakeholder involvement is an inherent element of the normal procedure for the initial formulation of most policy measures and initiatives at Departmental and Ministerial level. The public consultation process involves local authorities, social partners, businesses and other stakeholders.

Youth Participation

Youth Parliament – A Best Practice

A strong mechanism had long been put in place regarding the participation of youth in Government decision-making with the launch of “*Public Consultation Day*” and “*Citizen's Day*” as well as the annual meeting of the *Children's Parliament* within the Parliamentary House. In addition, on the occasion of an Informal Meeting of the Council of Ministers held at the Presidential Palace, young men and women from all over Cyprus watch the operation and decision-making process of the Council of Ministers.

INTERNATIONAL ASPECT

Development Assistance


Cyprus' development cooperation policy has remained steady in terms of financial resources and human resources in the provision of development assistance and technical cooperation to third countries. Last August (2020), due to the explosions in Beirut, the Cypriot Government decided to provide additional development aid of €5mIn for the implementation of various programmes in Lebanon. A policy has been drawn up during 2020, which is being implemented, in relation to neighbouring Middle Eastern countries, to provide development assistance to women-based programmes, based on the National Strategies of these countries. Cyprus, like the rest of the EU, has supported international efforts to debt relief, mainly to African countries, as a result of the COVID-19 pandemic.

Regional Cooperation – Promoting Activities

Cyprus has established partnerships and mechanisms in order to implement the vision of transforming the Eastern Mediterranean region into a model of cooperation and development by means of Energy Diplomacy (closely linked to Maritime Policy).

Trilateral cooperation relations are also being set up especially with all countries of the Middle East and the Gulf that focus on a wide range of sectors, inter alia, Energy, Tourism, Diaspora, Environment, Innovation and Research, Investments, Small & Medium Enterprises (SMEs) and Startups, Education, and the protection of Cultural Heritage.

By defining an Economic Diplomacy Strategy for the period 2021-2031, Cyprus aims to effectively use its diplomatic network to pursue a wide spectrum of economic tools at bilateral, regional and multilateral level to strengthen its economic position in the world, contributing thus towards the creation of growth and jobs.



5. STAKEHOLDERS' ENGAGEMENT

The achievement of the Sustainable Development Goals (SDGs) requires universal efforts not only by the Government, but also by the private sector and by all social actors whose contribution is imperative. These social actors include non-governmental organisations, local authorities, academic institutions, organised groups of citizens, and businesses. It is a diverse network united in promoting a multi-stakeholder approach for the implementation of the 2030 UN Agenda. The multi-stakeholder collaboration framework is further supported and enhanced by national, EU and international funding opportunities to promote and achieve the SDGs. Some of these stakeholders have also an active role in communicating and raising awareness about the SDGs among the general public.

COMMISSIONER FOR VOLUNTEERISM IN CHARGE OF COORDINATING ALL NGOs IN ALL SECTORS

It is important to note that the Office of the Commissioner for Volunteerism and NGOs coordinates all voluntary and non-governmental organisations, and encourages the cooperation with local authorities. Through policy recommendations, the Office of the Commissioner encourages active citizen participation with emphasis on the young generation and utilises European Programmes to fund NGOs and programmes that support active citizenship. Three relevant Policy Papers, the “Charter of Active Citizenship and Active Citizen”, “Organised Civil Society in Cyprus” and “Declaration of the Rights and Responsibilities of Volunteers” have been approved by the Council of Ministers in an effort to empower, increase and structure volunteerism activities. Additionally, the Office of the Commissioner is responsible for developing protocols for the safe mobilisation of volunteers, including insurance coverage, in times of crisis and emergencies; the protocol was successfully put in action as a response to the Covid-19 pandemic. Cyprus volunteer organisations in the social and philanthropic area are also coordinated under the Pan Cyprian Volunteerism Coordinative Council (PVCC), founded in 1973. PVCC, focusing on social activities, promotes the principles and values of volunteerism and seeks to deliver a strategic vision for the further development of the voluntary sector.

Cyprus has a tradition of voluntary engagement with 12.4% of the population aged 16 and older engaged in voluntary activity. This has been strengthened with the set up of a web platform: www.prosfero.com.cy, which supports NGOs in their effort to find volunteers and gain supporters/sponsors.

Active Citizen Awards

Since 2018 the “Active Citizen Awards” have been launched in order to reward and encourage the initiatives and achievements of citizens who contributed by their actions to the common good, as well as employees who with their initiatives contributed significantly in the field of volunteering.

At the same time, an online platform engaging Civil Society and NGOs in the 2030 Agenda is currently under development by the Office of the Commissioner of Volunteerism and NGOs and the DG EPCD: www.initiative2030.gov.cy that will allow the mapping of SDG-related actions and raise awareness of the Civil Society / NGOs, the schools / universities, the local authorities, the private sector and the wider public sector.

Overall, the social actors' network in Cyprus mainly tackles issues concerning human rights, women's and children's rights, youth, the environment, culture, the promotion of peace, and education. The most notable non-governmental initiatives are:

HUMAN RIGHTS

The Association for the Prevention and Handling of Violence in the Family (SPAVO) operates three shelters for victims of violence in the family. The SPAVO Houses are the first purpose-built shelters in Cyprus, increasing the country's capacity to provide support for victims of domestic violence. Equipped with treatment and education facilities, operating 24/7, the shelters provide a safe and stable environment for women and their children.

- The Mediterranean Institute of Gender Studies (MIGS) is an active NGO in promoting gender equality. A significant amount of its work is financed through European funds. Indicative programmes are the Coalesce project, that aims to help victims of trafficking, the BEE Project for Boosting Gender Equality in Education, and the IJCC – Improving Justice in Child Contact project.
- “Hope for Children” UNCRC Policy Center (HFC) – is a very active NGO in protecting children and in developing measures that combat any form of violence against children.
- The “Breaking the Mould: Promoting Gender Equality in Cyprus,” funded by the European Commission, aims at promoting flexible working arrangements for men and women in Cyprus, encouraging companies to implement simple, family-friendly measures and changing the stereotype in the image of masculinity.

PEACE

- The “Imagine” project implemented by the Association for Historical Dialogue and Research and the Home for Cooperation under the auspices of the Technical Committee on Education is based on a holistic understanding of a culture of peace and non-violence, and aims to increase contact and cooperation between students of the two communities in Cyprus. Among other things, the project aims to tackle racism, discrimination and xenophobia, while promoting equality and tolerance.

ENVIRONMENT

- The Marine Litter Transnational Legislation Enhancement and Improvement project, funded by the Interreg Balkan Mediterranean, addresses the problem of marine litter, aiming to boost legal frameworks and increase the capacity of public bodies and wider society to deal with the growing problem of marine littering.
- The Bythos project, funded by the European Maritime and Fisheries Fund (EMFF), aims to map the seafloor down-to 200 meters.
- The RECONNECT project, funded by Interreg Balkan Mediterranean, aims at creating an online platform as part of the Citizens Science initiative, where divers are encouraged to visit the pilot study areas (in the case of Cyprus, the Marine Protected Area (MPA) Cavo Greco), and report online information on pollution (e.g. marine litter items, lost fishing gears).
- The BeMed Beat Plastic Cyprus project, funded by the Prince Albert II Foundation of Monaco, develops a worldwide network of NGOs aimed at reducing disposable plastics (diffusion about the effects of plastic pollution, development of a strategy to reduce the use of plastic products for organisations, feasibility evaluation, and creation of a network of interested organisations).
- The Plastic Waste-Free Islands project, developed in full synergy and cooperation with the Cyprus Sustainable Tourism Initiative, aims to reduce plastic leakage in Cyprus, by improving the dissemination of information and knowledge on waste generation and by strengthening the adoption of measures to reduce plastic spills from the tourism, fisheries and waste management sectors.

CORPORATE SOCIAL RESPONSIBILITY

- The Corporate Social Responsibility (CSR) Network Cyprus in cooperation with pertinent Government Services are tasked with formulating, promoting, supporting, and implementing measures that contribute to the cultivation and enhancement of the CSR culture in Cyprus.
- Many Cyprus organisations and businesses contribute to the achievement of SDGs through their plans of action for CSR, ranging from supporting local charities and causes to adopting holistic sustainable business practices.

LOCAL AUTHORITIES

- Local authorities have also recognised the need for sustainable development. To this end, many municipalities (e.g. Strovolos, Ypsonas, Latsia, Ayia Napa, Athienou) and local communities (e.g. Louvara, Mazotos, Ayios Theodoros) have conducted environmental evaluation studies to help them adapt to climate change.

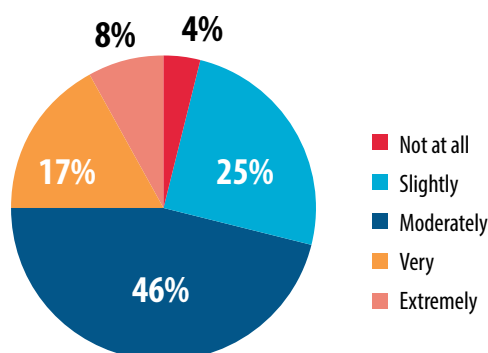
NATIONAL SDSN BRANCH

- In 2020 the UN Sustainable Development Solutions Network (SDSN Cyprus) was officially launched in Cyprus. The SDSN Cyprus is governed by a Leadership Council comprised of universities/research organisations, NGOs as well as representatives from the public and private sectors. The Network, in an effort to achieve the 17 SDGs, will handle very important parameters, such as collecting and disseminating best practices, raising public awareness, cooperating with the private sector and civil society organisations.

SOCIAL ACTORS' INVOLVEMENT SURVEY

To better understand and evaluate the involvement of the social actor network in achieving the SDGs, a survey was conducted by DG EPCD using a questionnaire answered by various organisations. The responses reveal that more than 90% of the participants have a good or a very good knowledge of the SDGs, and 46% of them have been fairly, or very involved in the development of policies and actions towards achieving them. Furthermore, SDGs 3, 11, and 16 are considered to be the most important goals to be achieved for Cyprus reflecting the need to ensure good health and well-being, create sustainable cities and communities, and promote peace, justice and strong institutions. Moreover, 29% of the participating social actors report being not satisfied with the way the Government highlights and promotes the SDGs, while 25% report being satisfied. The survey's participants made it clear that there is a deep need for the Government and the social actors' network to intensify efforts regarding the dissemination of comprehensive and targeted information about the SDGs and the areas they cover to the general public. Furthermore, participants suggested the need for Cyprus to accelerate its efforts concerning the environment, digitalisation, smart cities and communities, and the protection of vulnerable groups including children and women who are victims of abuse, and the elderly.

Figure 1.: Social Actors – Satisfaction in Government Effectiveness in Promoting the SDGs



NATION-WIDE AWARENESS RAISING ACTIVITIES

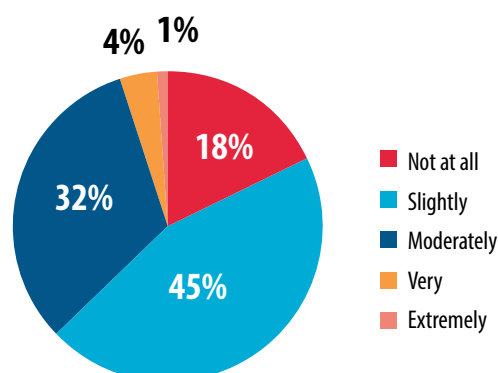
The establishment of the European Commission's Multi-stakeholder platform on SDG implementation provides a forum for stakeholders for the exchange of experiences and best practices on strategic and cross-cutting themes.

In 2019, the EC Development Communication Network collaborated with the Municipality of Nicosia to raise awareness for the SDGs during the Nicosia International Festival 2019 - Under the Walls, which aimed to revitalise the city centre, with a variety of performing arts (theatre, dance, music) and cultural productions.

GENERAL PUBLIC SATISFACTION SURVEY

To assess the awareness of the general public regarding the SDGs, a second survey was conducted and disseminated to the general public. Responses indicate that 85% of participants are aware of what sustainable growth is, and 65% are familiar with the 17 SDGs. The general public perceives that achieving SDGs 3 and 4 should be a top priority for Cyprus, while achieving SDGs 3, 4 and 8 would greatly improve their everyday life. These responses reflect the emphasis citizens place on health and well-being, quality education, and decent work and economic growth. Notably, participants perceive SDGs 3, 4, and 13, to be the most challenging for Cyprus to achieve highlighting the need for more prominent actions in relation to health, education and climate. Finally, 63% of the general public report not being satisfied with the way the Government highlights and promotes the SDGs, while only 5% report being satisfied.

Figure 2.: General Public – Satisfaction in Government Effectiveness in Promoting the SDGs



6. COVID-19: IMPACTS ON SDGs AND ACTIONS TAKEN IN RESPONSE TO THE PANDEMIC

The Covid -19 pandemic led to the greatest peacetime economic disruption in living memory and caused temporarily a serious setback in sustainable development. This contagious disease has spread worldwide, leading to an ongoing pandemic. The virus has caused millions of deaths, and has also brought unprecedented challenges and changes to everyday life and general well-being. Countries worldwide were forced to adopt strict measures, including nationwide lockdowns, which brought about social and economic disruptions, affecting individuals, businesses, and whole countries.

In Cyprus, the first confirmed cases of Covid-19 appeared in March 2020. The Cyprus Government promptly enforced a series of measures to contain its spread, including a strict lockdown and travel restrictions, which lasted until May 2020. During the pandemic, the Government imposed different levels and types of restrictions, always taking into account the epidemiological picture and readjusting the measures accordingly. Thus, up until now, three lockdowns have been enforced, social distancing measures have been adopted and specific guidelines have been issued. The National Vaccination Programme of Cyprus, which started in December 2020, is currently underway having partially vaccinated about 47% of the population with at least one vaccine. Initially, priority was given to those belonging in vulnerable groups (e.g. elderly, health care professionals) but by May people as young as twenty years old have been offered the chance. The main goal of the vaccination programme is to fully vaccinate over 40% of the population by the end of the first half of 2021. The fact that by the middle of May 2021 a total number 412,768 vaccinations were administered, i.e 46.9 doses per 100 inhabitants, places Cyprus in 3rd position among the EU member states.

COVID-19 IN NUMBERS: THE CYPRUS CASE

As of May 3rd 2021, the country has recorded 66,911 cases and 321 deaths. Among EU member states, Cyprus is 15th in total cases per million people, but having successfully treated most contaminated people, managed to have a very low death rate, thus ranking 2nd in total deaths per million people. Additionally, Cyprus is the 2nd country in total tests performed per thousand people. The country's decision to promote a wide programme of free rapid tests in conjunction with an extensive tracing of contacts programme led to the successful management of the disease with a very low death toll.

BASIC COVID STATISTICS-CYPRUS COMPARED TO THE EU				
	As of	Cyprus	EU Average	CY Rank EU27
Total Cases (per million)	03-05-2021	76,391.23	69,605.88	15
Total Deaths (per million)	03-05-2021	366.48	1,557.56	2
Total Tests (per thousand)	30-04-2021	5,968.35	1,512.15	2
People Vaccinated (%)	23-04-2021	20.10	21.08	15
People Fully Vaccinated (%)	23-04-2021	6.87	7.72	20

In comparison to the EU, the timeline of daily cases (per million) in Cyprus follows the corresponding EU average from March 2020 up to November 2020. However, for the period of December 2020 until January 2021, an increase is observed in Cyprus, whereas the EU average was stabilised. Following this period, a general stabilisation is observed in daily cases until March 2021. This stabilisation continued in the EU, but in the case of Cyprus, data shows an increase in daily cases. In regard to the daily deaths (per million) timeline, Cyprus and the EU follow a similar pattern, but the average number of daily deaths in EU is always higher than the one of Cyprus for the entire period. Finally, a similar pattern is observed between Cyprus and the EU in the timeline of daily tests (per thousand), until December 2020. Thereafter Cyprus has drastically increased the number of daily tests.

Figure 3.: Daily cases (per million)

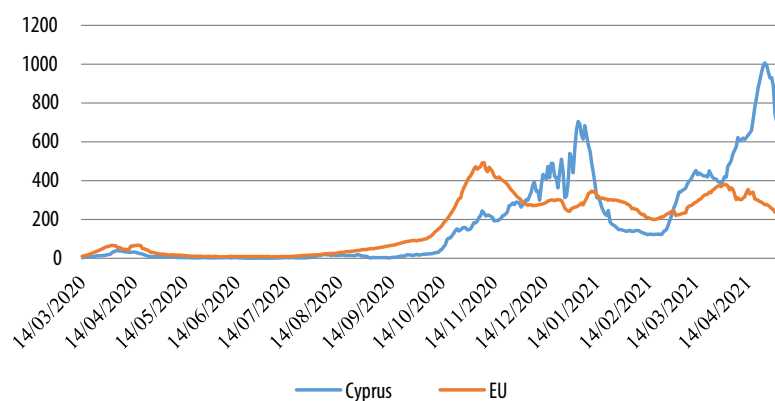


Figure 4.: Daily deaths (per million)

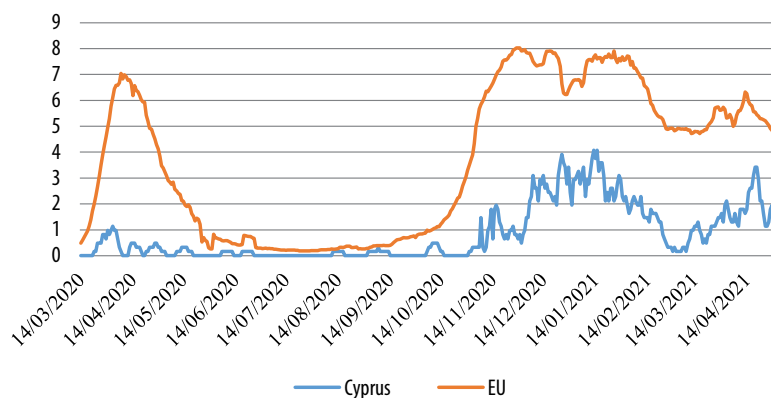
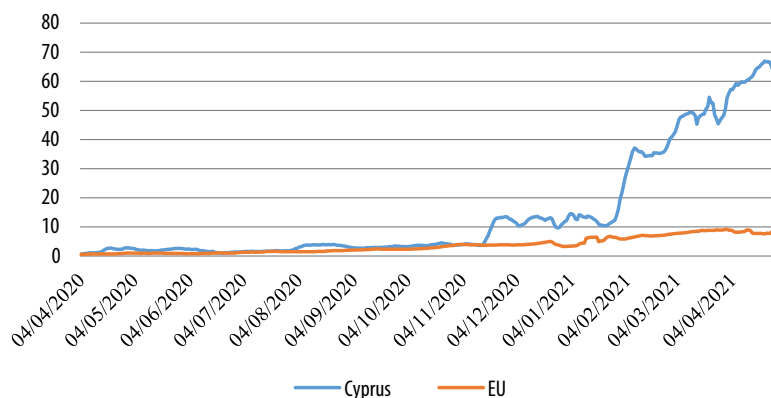


Figure 5.: Daily test (per thousand)



KEY GOVERNMENT INITIATIVES

Throughout the pandemic, the top priority of the Government has been the protection and health of its citizens as well as the provision of support for the social and economic fallout of the pandemic. The national actions targeted the focal areas of public health, economy, education, society, and the environment. Adhering to the leaving no one behind principle, Cyprus has implemented a set of noteworthy initiatives.

PUBLIC HEALTH

The recently implemented (June 2019) General Health System (GHS) of Cyprus has been under increased pressure to tackle the health challenges posed by the pandemic. The Government has taken specific measures to support GHS and the healthcare sector. Key initiatives include:

- Amendment of the Infectious Diseases Law with the aim of containing the spread of the COVID-19 Coronavirus disease. The Ministry of Health has been granted with the authority to issue relevant decrees and guidelines to ensure the protection of public health during the pandemic.
- Establishment of an Advisory Scientific Committee, under the President of the Republic, which reviews the current epidemiological outlook of the country for the Coronavirus.
- Provision of free tests and tracing on a wide scale.
- Free Covid vaccination programme.
- Increase of the number of doctors, nurses and paramedical personnel as well as the extension and upgrade of the wards and equipment used for the care and treatment of the COVID-19 patients.
- Public inspectors were properly trained and until today are carrying out inspections at workplace premises, to ensure the implementation of preventive and protective measures against COVID-19 and eliminate its spread.
- In collaboration with the European Agency for Safety and Health at Work (EU-OSHA), the OiRA COVID-19, an online interactive risk assessment tool, was adopted.

ECONOMY

During the pre-covid era, Cyprus has shown growth in per capita GDP for five consecutive years, a decline in unemployment, a significant reduction in non-performing loans, and a reduction in already high private and public sector debt. The pandemic has had a significant impact on the economy as a whole and on the labour market, causing an increase in unemployment and forcing a great number of enterprises to temporarily suspend their operations. Furthermore, the tourist sector, a key pillar of the Cyprus economy, has taken the greatest blow due to the banning of travel. To alleviate the negative impact of the pandemic on the economy, the Government has adopted a generous fiscal package, amounting to budgetary interventions estimated at around €2.6 billion amounting to 12.5% of GDP.

Key initiatives include:

- Subsidisation scheme for small enterprises and the self-employed.
- Scheme supporting companies for total or partial suspension of their operations.
- Special scheme for hotel units and tourist accommodation.
- Special scheme to support businesses related to the tourism industry or businesses directly affected by tourism.
- A total of 14 special schemes were implemented to provide financial help, such as wage compensation for affected employees including the self-employed, working parents, and employees in small businesses and businesses which had to suspend their operations totally or partially.
- The Government implemented schemes targeted at the training of the employed in specific economic sectors affected by the pandemic, and the provision of training and work experience to the unemployed.
- Cyprus, in accordance with the rest of the members of the EU, has supported efforts to relieve the debt of mainly African countries, which emerged as a result of the Covid-19 pandemic.

Bearing in mind the long-term effects of the pandemic, including the increase of the long-term unemployed, the removal of people from the labour market, the decrease in acquired skills/education, and the closing down of businesses, the Government is already considering additional measures to stimulate economic growth. Investments included for financing under the various European Funds, provide a very sound basis for relaunching the economy.

SOCIETY

The pandemic has considerably impacted all social indicators particularly those pertaining to education, well-being and social inclusion. It has also disproportionately impacted women and children who were more likely to be victims of domestic violence and abuse during lockdowns. In addition to the Government initiatives, it is worth noting, that Cyprus' pioneering mobilisation of its volunteer network, under the coordination of the Office of the Commissioner for Volunteerism and NGOs, received EU-wide recognition for its prompt and effective support of vulnerable groups following prescribed security protocols. Key Government initiatives in some main areas are listed right below:

EDUCATION

- The Ministry of Education, Culture, Sports and Youth has provided about 10% of students with equipment and/or internet access.
- The Ministry of Education, Culture, Sports and Youth adopted remote learning practices to reduce the learning disruption, such as distance education, as well as dedicated television programmes for pre-primary learners.
- Tele-schooling forced the upgrade of internet connectivity – in all public schools (currently at a coverage of 90%), the creation of digital classrooms and the provision of the necessary equipment and support services.
- The programmes of the Secondary Technical and Vocational Education and of the Apprenticeship Scheme of Vocational Education and Training that include an in-company training component were not possible to be completed, due to the general lockdown that was in effect.
- Higher Education Institutes in Cyprus continued their operation with online learning.

Regardless of these efforts, most likely not all students had the required family support and/or technological resources to effectively participate in distance learning. Moving forward, the long-term impact of the pandemic on students' emotional and cognitive abilities will need to be considered.

WOMEN

Women in Cyprus typically shoulder most of the household labour, which has a significant impact on unpaid home care and work-life balance since women spent, on average, 62 hours per week caring for children compared to 36 hours for men (according to the 2021 report on Gender Equality in the EU). On top of this, the COVID-19 pandemic inevitably seems to have disproportionately impacted women both economically and socially. The Cyprus NRRP aims to promote and implement reforms and investments that will mitigate the economic and social impact of the COVID-19 crisis ensuring that no person is left behind by bridging the gender equality gap and safeguarding equal opportunities for all. It is worth noting that the plan will also positively contribute to the attainment of the targets set by the SDG5 Gender Equality.

Police

- First line police members at the local Police Stations and the Community Policing were alerted to issues of domestic violence and abuse.
- Adoption of new technologies for the benefit of victims of violence in the family and women in danger, have been accelerated. A web application aiming to further help the victims of domestic violence who are in immediate danger, is in progress by the Cyprus Police.

- Special arrangements ensuring safe distancing have been implemented to conduct the video-recorded statements of children-victims of domestic violence.
- Targeted post covid-19 interventions combating the disproportionate impact of the pandemic on women and girls are to be considered.

DIGITALISATION

- New electronic services have been developed to accommodate the constant and urgent needs of the pandemic including the operation of the CYFlightpass for those who want to fly to Cyprus.
- Teletracking of close contacts.

During the pandemic outbreak, Cyprus' authorities moved with unprecedented agility and speed, under pressing timeframes, to meet the needs dictated by the “new normal” of lockdowns and social distancing through digitalising services. Without doubt, the pandemic accelerated the digitalisation of many governmental bureaucratic processes that will be permanently adopted enabling Cyprus to achieve digital transformation and embody the ethos of the digital era.

VOLUNTEERISM

Voluntary actions that addressed the pandemic were coordinated by the Office of the Commissioner for Volunteering and NGOs. The goal remained to activate the minimum number of volunteers with targeted actions, in order to minimise the possibility of enabling the spreading of the pandemic and to protect public health. The services of volunteers and organised groups who have been registered in the “Volunteer Management Protocol in Times of Crisis” were utilised under the strict observance of the instructions and following the protocols of the Office in the implementation of the action they carried out. This initiative received the award of the “Civil Solidarity Prize” by the European Economic and Social Committee (EESC) honouring civil society organisations, individuals and private companies whose projects have excelled as examples of remarkable solidarity during the COVID-19 pandemic. The Initiative “Volunteers to support vulnerable groups during the pandemic” was specifically distinguished for the distribution of food supplies and medicines, and support to vulnerable groups, people who were in mandatory quarantine in hotels, and support with special medication by specialised volunteers for covid-19 cases. More specifically, during the total lockdown in April and May 2020, more than 8,000 actions were carried out, providing food and medical supplies, daily services and assistance to isolated individuals and families. 850 volunteers were activated and the effort was supported by Ministries, NGOs, companies and enterprises, the Support CY Network and other bodies.


ENVIRONMENT

COVID-19 has increased awareness on the danger for pandemics that may be caused by climate change and tilted the balance in the EU towards generous Recovery programmes, which provide for a significant percentage to be spent on facing the challenges posed by climate change. Even though the pandemic initially put a hold on activities towards the climate change plans, thus posing difficulties in keeping up with the EU and national targets regarding energy efficiency, renewable energy and biodiversity, the additional funds allocated through the latest EU investment due to the pandemic will offer a boost to these efforts to better handle climate change effects. Cyprus via the collaboration of key stakeholders and the utilisation of technology aims to slowly overcome these challenges and has streamlined the following key initiatives:

- Temporarily decreased emissions due to the lockdown, the prohibition of flights and of all economic activities.
- Proposing reforms and investments to be financed under EU financing tools and

mechanisms that, besides increasing investments in energy efficiency and renewable energy, will also promote job creation, growth, green transition and social resilience.

- Preparation of a plan of actions ensuring the continuation of the implementation of Sustainable Urban Development during the pandemic, encouraging the resilience of the public sector by providing amongst others a safe and effective/productive work environment for employees.
- An Aquaculture Compensation Scheme for temporary suspension or reduction of production caused by the pandemic was launched in 2020.
- The control of illegal fisheries became more efficient because of the restrictions that were applied by the Ministry of Health prohibiting recreational fishing for some months
- The Cyprus Climate Change Initiative aims at the development of a Regional Action Plan consisting of appropriate policies and measures to address the specific needs and challenges countries are facing in the Eastern Mediterranean and Middle Eastern region, ameliorate the impact of climate change and advance mitigation actions in accordance with the Paris Agreement.



7. FINANCING

DEVELOPMENT STRATEGY

The Government Strategy Statement provides the policy direction for the preparation of the 3-year sectoral Strategic Plans by the line Ministries, which underpin the Government's budget framework. The Government's investment strategy implemented under the national budget framework aspires towards increasing the growth potential of the economy, improving international competitiveness and safeguarding the long-term sustainability of growth. The utilisation and further development of comparative and competitive advantages, the diversification of the productive base, the enhancement of the competitiveness and extroversion of the Cypriot enterprises and the promotion of economic sectors of high contribution to economic growth and sustainability, as well as social and environmental, remain key objectives over time.

The above objectives relate to investments by both the public and private sectors. In order to make Cyprus more attractive to both local and foreign investors, emphasis was placed during the last years on reforms that aim, amongst others, at creating an efficient and growth-enhancing business environment, facilitating investment, streamlining of procedures and introducing institutional and other reforms geared towards increasing the efficiency of the public sector, improving the efficiency of justice delivery, promoting digitalisation and investments in Research and Innovation (R&I).

In addition, as from 2019, Cyprus applies a new process for the evaluation and selection of public investment, which has been introduced and is fully operational for projects financed by the national budget. It includes the preparation by the line Ministries of Project Concept Notes (PCNs) and feasibility studies for new public investment projects considered for funding under the three-year budget, in accordance with the guidelines of the Minister of Finance and the manual for the pre-selection and appraisal of public investment projects. The PCNs and the feasibility studies are submitted to the Ministry of Finance for evaluation. This ex-ante evaluation process will be also implemented for all capital investment projects that will be co-financed by EU Funds and the national budget during the period 2021-2027.

INVESTMENT PRIORITIES UNDER EUROPEAN STRUCTURAL AND INVESTMENT FUNDS 2021-2027

For the 2021-2027 period, the majority of European Regional Development Fund (ERDF) investments of €1.8 billion will be geared towards a Smarter and a Greener Europe. The sectors of Research/Innovation, Small and Medium-sized Enterprises (SMEs), Energy and Environment will constitute policy investment areas in the forthcoming programming period. In addition, measures to promote social inclusion and activation of vulnerable groups of population who are threatened by increased risk of poverty and social exclusion remain at a high priority level in the context of the country's social protection policy. With regard to employment a number of measures has been adopted at national level in order to boost growth and tackle the unemployment challenge, especially of youth unemployment.

NATIONAL RECOVERY AND RESILIENCE PLAN (NRRP)










The NRRP is a key tool to repair, restart and reconfigure Cyprus' economic and social composition to positively impact the citizens' well-being, the quality of human capital and the labour force, the efficiency of its institutions and the country's effective green and digital transition. At the same time, through the NRRP's holistic approach and support of sustainable development in all its dimensions – economic, social and environmental – the implementation of the measures under the NRRP is expected to contribute to the improvement of our country's performance of the SDGs. Overall, a total amount of €1.2 billion (~6% of annual GDP) has been budgeted to promote 135 investments/reforms in total in all sectors of the economy. (Details in the [Table 1](#) below).




Table 1








SDGS	Count	% of total reforms & investments (134 items)	Cost (in millions)	% of cost pool (€1.2 billions)
Goal 1-No Poverty	7	5%	€72.1	6%
Goal 2-Zero Hunger	8	6%	€91.4	7%
Goal 3-Good Health & Well Being	22	16%	€215.4	17%
Goal 4-Quality Education	15	11%	€127.1	10%
Goal 5-Gender Equality	8	6%	€89.3	7%
Goal 6-Clean Water & Sanitation	9	7%	€93.7	8%
Goal 7-Affordable & Clean Energy	16	12%	€292.2	24%
Goal 8-Decent Work & Economic Growth	29	22%	€282.4	23%
Goal 9-Industry, Innovation & Infrastructure	53	40%	€383.0	31%
Goal 10-Reduced Inequalities	18	13%	€225.4	18%
Goal 11-Sustainable Cities & Communities	30	22%	€357.7	29%
Goal 12-Responsible Consumption & Production	22	16%	€230.5	19%
Goal 13-Climate Action	29	22%	€450.7	36%
Goal 14-Life Below Water	4	3%	€58.0	5%
Goal 15-Life On Land	15	11%	€122.4	10%
Goal 16-Peace Justice & Strong Institutions	33	25%	€84.3	7%
Goal 17-Partnerships for the Goals	3	2%	€32.9	3%








The NRRP seems to significantly contribute to all SDGs as indicated in [Table 2](#) below.



**National Recovery & Resilience Plan (NRRP - €1,2 billion)
and Cohesion Policy (CP - €1,8 billion) contribution to SDGs**

GREEN TRANSITION	NRRP € mln	CP* € mln
RES / Energy upgrade / Renovation wave	80,1	178
Opening of the electricity market / Advanced technology systems	39,7	
Ending energy isolation – Electricity interconnection	100	
Water Resource Management	79,6	122
Climate / Environment / Biodiversity	56,9	125
Electromobility	55,8	6
Sustainable urban mobility / Connectivity	35,5	138
Circular economy / Waste management	65,7	89,7
Sustainable and integrated urban development		150
MAIN SDGs SUPPORTED (INDICATIVE)		
        		

DIGITAL TRANSFORMATION	NRRP € mln	CP* € mln
Connectivity – Broadband	53	
E-Government / Cyber security / ICT Solutions & services	36,4	74
MAIN SDGs SUPPORTED (INDICATIVE)		
  		

SOCIAL POLICY	NRRP € mln	CP* € mln
Resilient and effective health system	69,6	6
Civil protection	4,5	
Education / Training / Skills	94	418
Employment	20,6	418
Social welfare & inclusion	58,3	418
MAIN SDGs SUPPORTED (INDICATIVE)		
      		

ECONOMY Productivity & Competitiveness	NRRP € mln	CP* € mln
Modernisation of the primary sector	35,6	
Enhancement of manufacturing sector	32,3	50
Sustainable tourism	32,8	
Support of enterprises & entrepreneurship	78,4	59
Research & Innovation	64	129
Fiscal & financial stability	44,5	
MAIN SDGs SUPPORTED (INDICATIVE)		
      		

INSTITUTIONS Administration, Justice, Transparency		NRRP € mln	CP* € mln
Modern and efficient public administration		9,7	
Local administration reform		66,3	
Efficient judicial system		13,6	
Fight against corruption		6,5	
MAIN SDGs SUPPORTED (INDICATIVE)			
 			

JUST TRANSITION (also under Cohesion Policy)		NRRP € mln	CP* € mln
			167
MAIN SDGs SUPPORTED (INDICATIVE)			
   			

8. FOCUS AREAS

Cyprus continues to work towards promoting sustainable development, through focusing on social inclusion, stimulating innovation and accelerating digitalisation, as well as working towards green transition and reversing the effects of climate change. Adhering to the leaving no one behind principle, the Government of Cyprus has implemented a set of key initiatives.

ECONOMIC DEVELOPMENT— DIGITALISATION AND INNOVATION

A NEW GROWTH MODEL TOWARDS LONG-TERM SUSTAINABILITY OF THE CYPRUS ECONOMY

The need for establishing a long-term strategy and addressing the resilience and sustainability of Cyprus' economy has been identified and the new Economic Model is now being formulated. The choice of a new growth strategy is particularly pertinent during the current – exogenous – crisis, as the country is faced with the challenge of socio-economic recovery from the COVID-19 pandemic and the need for resilience against unprecedented shocks is clear.

The new Long-Term Economic Strategy (LTES) aspires to transform Cyprus into the “Sustainable Business and Trade Centre of Europe”. Whilst the new growth model will remain consistent with and leverage upon the existing strengths of Cyprus in services and its role as a business hub, the aim is to strengthen the economy's competitive advantages with a strong focus on sustainability and digitalisation, whilst also setting a high priority on the diversification of the economy, aiming at enhanced resilience. Achieving the new growth vision will involve a coordinated drive of initiatives to fix and build across the economy and sectors.

Cyprus will actively encourage the growth of the green economy by improving its energy mix, reducing reliance on fossil fuels, and thus, reducing the carbon footprint, and promoting the circular economy. Digitalisation will underpin the new growth model as a critical horizontal enabler of long-term growth. Cyprus will utilise innovations in its relatively strong and growing Information and Communications Technology (ICT) sector to expand the added value of its wider suite of professional services (such as consulting, engineering, and shipping), but also the tertiary education and health services sectors. At the same time, strengthening competitiveness and improving sustainability in the primary and secondary sectors of the economy will be pursued, aiming at enhancing their growth potential. Enhanced diversification and rendering Cyprus more resilient and less exposed to external shocks will be the ultimate goal.

Enhancing the tourism sector via diversification of the tourism product and promotion of sustainable tourism is also set as priority under the LTES. The lack of diversification in the number of countries traveling to Cyprus exposes the country to a demand shock due to economic, social and political developments. The COVID-19 pandemic is a striking example of this. In addition to this, reliance on the “sun and sea” model, as the main offering, results in overcrowding during peak periods and an underuse of tourism infrastructure in off-peak periods. Overexploitation of attractions and oversaturation of tourist areas and peaks of demand for water and energy, combined with Cyprus' poor water and waste management and reliance on fossil fuels are reducing the sustainability of the tourism sector. The LTES points out the need for decisive efforts to shift towards eco-friendly tourism services and to limit the flow of investment in accommodation and infrastructure, in order to address the risk of losing the sector's appeal and profitability. Developing a strong agritourism and sustainable hospitality infrastructure and attracting health and wellness tourists through a competitive and reputable healthcare system falling under the scope of sustainable tourism, are identified as one of the drivers of future growth.

I. DIGITALISATION

Digital Transformation

In today's world, digitalisation is an essential tool for stimulating sustainable growth and vibrant economic activity. By establishing the Deputy Ministry of Research, Innovation and Digital Policy (DMRID), Cyprus aims to boost the digital transformation of the country, covering a wide range of technological, economic and societal innovations. The challenges created by the Covid-19 pandemic forced Cyprus to accelerate its digitalisation efforts, both in the public and private spheres of the economy. Currently, Cyprus ranks 13th among EU member states in terms of its research and innovation performance, and is among the last member states in digital economy. Nonetheless, the country shows an outstanding performance in the per capita absorption of EU funds for research and innovation.

This significant progress is reflected in the overall implementation level of SDG9 that moved from a low average of less than 40% in 2017 to 72% in 2020, marking the biggest progress made by Cyprus in all SDGs.

With the adoption of the National Digital Strategy, Cyprus aims to become a fit-for-the-future society and knowledge-based economy enabled by digital and emerging technologies that will drive economic prosperity and competitiveness and position the country as a resilient player in the European digital economy and a regional science and high-tech hub (SDG9).

Cyprus is making progress in deploying very high-capacity networks by boosting its coverage of very high-speed networks through increasing digital awareness, implementing the new National Broadband Plan, and expanding Very High-Capacity Networks in underserved areas.

The improvement of the quality of life of citizens through digitalisation and the use of advanced technologies is the main focus of a planned Smart City strategy. The DMRID will supervise its implementation and, together with all stakeholders involved, make sure that all necessary reforms in the legal and regulatory framework are enabled. The Deputy Ministry will undertake the responsibility of centrally leading and implementing certain smart city projects at national level. At the present time, the three priorities, as indicated by the main municipalities of Cyprus are smart parking, smart lighting and smart waste collection management solutions.

E-Government and e-Skills

The development of the e-Skills Action Plan includes a set of reforms and initiatives aimed at enhancing the digital skills of our current and future workforce, as well as the general population. It includes actions geared towards the integration of digital skills in the educational system and the alignment of educational curricula with industry needs, the upskilling and reskilling of the public and private workforce, from basic to advanced ICT skills, the development of a digitally skilled society, as well as the promotion of a culture of life-long learning and innovation. Enabling a well-functioning, capable and resilient national public health ICT system is not only a top priority but a necessary condition for the normal functioning of the country's public health services.

II. INNOVATION

Research and Innovation

The National Research and Innovation Governance System, as adopted in October 2018, has led to the establishment of new institutions and bodies, such as the National Boards for Research and Innovation, the Chief Scientist and the Committee of Ministry Research and Innovation Coordinators. As of March 2020, Research and Innovation related issues

were approached in an integrated and comprehensive manner under the competencies of the Deputy Minister for Research, Innovation and Digital Policy, and the operation of the Research and Innovation Foundation as the executive arm of the system. A national Research and Innovation Strategy is under preparation, aiming at the technological, social and economic development of Cyprus, including measures for capacity-building for the research sector, the optimum utilisation and networking of national research infrastructures, the improvement of the framework regarding the recruitment and employment policies and the creation of a favourable simplified framework for the attraction of investments both from local and international stakeholders in R&I.

Cyprus has scored a big success in competing for the “Teaming” Action of the EU. Since 2017, six proposals for the development of Centres of Excellence (Coe) in R&I, have secured a total of €90 million under the “Teaming” Action of the European Framework Programme for Research and Innovation “Horizon 2020” and another €15 million to each one from the state budget for a period of 15 years. The Six Centres of Excellence are gradually being developed and will enable Cyprus to upgrade its prospects for innovative research and entrepreneurship.

WOMEN, YOUTH, IMMIGRANTS— LEAVING NO ONE BEHIND

SOCIAL INCLUSION

Cyprus continues to make progress in reducing poverty in all its forms by decreasing unemployment and income inequality, increasing employment and incomes, and implementing targeted welfare schemes. Cyprus ensures high standards of healthy living and well-being, having recently rolled out its national healthcare system providing equal access to quality healthcare for all. Regarding gender equality, Cyprus ranks among the 10 countries with the smallest gender pay gap but falls behind in the representation of women in politics and women who hold leadership positions in the public and private sector. Focusing on the protection of vulnerable groups, increased efforts have been made to prevent and combat domestic violence and sexual abuse against women and children, and human trafficking. A major challenge that Cyprus faces is the integration of immigrants, due to the high volume of first-time asylum seekers.

I. WOMEN

Making progress for women and girls is crucial for achieving the 2030 Agenda and its 17 SDGs. The 2030 Agenda has Gender Equality as one of its main ambitions, with a dedicated goal (SDG 5) which includes a broad plea to end discrimination between women and men, as well as references to gender-specific concerns in numerous SDG targets.

In recent years, progress has been achieved in many areas in Cyprus. However, entrenched social and cultural norms continue to maintain discrimination against women. Persistence of stereotypical attitudes towards the gender roles of women and men is a concern and a critical challenge to the implementation of gender equality. The adoption of the new National Action Plan for Equality between Men and Women (NAPD) (2019-2023) approved by the Council of Ministers in September 2019, the most significant achievement in terms of the national policy on gender equality calls upon all jointly responsible Ministries, public bodies, academic and research centres, non-governmental organisations, women’s organisations, equality organisations, and local authorities to implement the actions and measures pertaining to their spheres of influence.

The implementation of the UN Security Council Resolution 1325 “Women, Peace and Security” is an integral part and an important tool of Cyprus’ Foreign Policy. In this sense, the adoption of the first National Action Plan sets the framework for a coherent,

horizontal policy, which creates appropriate synergies between stakeholders, placing special emphasis to the disproportionate and different impact of war on women and girls, the role of women in conflict prevention and resolution as well as in peacebuilding.

Workplace and career empowerment

A specific programme is carried out in order to increase female participation in technical fields and the promotion of girls in Science, Technology, Engineering and Mathematics (STEM) targeting activities aiming at the reshaping of Secondary Technical and Vocational education, by attracting more female pupils (SDG4). In this context, an annual contest is organised for pupils at all levels of education on combating gender stereotypes in the field of workplace or their career path.

In Spring 2020, the Ministry of Foreign Affairs and the Ministry of Education, Culture, Sports and Youth launched an essay contest which was addressed only to girls in order to empower them to think what they would have done if they were ministers for a day. This initiative aimed to give to young girls the empowerment that they could be actors of change and given the “authority” to do so in political terms, in a society where their representation is minimal.

Combating Gender Stereotypes in Education and Career Guidance was a project coordinated by the Mediterranean Institute of Gender Studies in Cyprus aiming to address the stereotyping of educational and career choices and to promote gender equality in education, training and career guidance. This is to ensure that both girls and boys, women and men can benefit equally in relation to their access, integration, participation or advancement in the labour market.

The Gender Equality Certification Body established in April 2014 continues to award enterprises that incorporate equal treatment and/or equal pay principles in their working environment, or apply best practices regarding equal treatment, equal opportunities, reconciliation of work and family life, or equal pay. In total, between 2014 and 2020, 54 companies/organisations have been awarded certifications.

Ex-officio inspections and examination of complaints in the framework of the Equal Pay Legislation are carried out to provide information to both employers and employees on the provisions of the legislation, and to enhance the compliance level of companies with the content of the legislation, by detecting direct discrimination in pay. Within this context, Equal Pay Day takes place once a year, through the organisation of campaigns, events, forums and workshops in an effort to raise public awareness on the gender pay gap and its detrimental consequences on women’s economic and social life.

Domestic Violence and Sex Trafficking combatting

Cyprus pays particular attention to preventing and combating violence in the family and the sexual abuse of women. The Social Welfare Services provide counseling and support services to individuals and families who due to special psycho-social situations require either short-term or long-term support.

In this context, the Council of Ministers of Cyprus has approved the operation of a “Women’s House” which functions as an interdisciplinary centre, where professionals from various disciplines and state officials such as Clinical Psychologists, Social Workers, specially trained Police Officers work under the same roof and provide appropriate support and treatment; psychosocial counselling support; legal counselling and guidance to women who are victims of violence.

A Protocol of Cooperation has been signed with relevant NGOs aiming at the enhancement of coordination and collaboration with the voluntary sector for the provision of services and support to victims of trafficking and facilitating their access to information, housing, employment and social integration.

Since September 2020, specialised operational units that exclusively investigate cases of violence in the family were created in all Police Divisions. The establishment of these units primarily aims at further increasing specialisation and expertise in the police regarding the handling of cases dealing with violence in the family. Adoption of new technologies for the benefit of victims of violence in the family and women in danger, has been accelerated. In the current period, the development of a web application aiming to further help the victims of domestic violence, is in progress by Cyprus Police.

Under the anti-trafficking Law, a National Coordinator and a Multidisciplinary Coordinating Group were created. A “National Action Plan 2019-2021” was prepared by the Multi-disciplinary Coordinating Group and it aims to submit a framework, in which real goals and specific actions are set out in order to confront Trafficking in Human Beings and all its forms of exploitation.

The second National Action Plan for the Prevention and Handling of Violence in the Family (2017-2019) set out specific actions designed for the encouragement to report cases of violence through awareness raising and other activities, along with the launching of awareness-raising campaigns addressed to the general public and women in particular.

Participation in EU Programmes such as STEP4GBV-Support, Training, Exchange Practices for Gender Based Violence and CIRCLE OF CHANGE-Preventing and combating violence against women and girls through gender equality awareness are essential towards supporting the development and implementation of practical and targeted information, raising awareness and providing educational activities to eliminate intimate partner violence / sexual violence, including rape and sexual assault.

II. YOUTH-CHILDREN PROTECTION

As young leaders of tomorrow, it is pivotal that youth are informed and engaged with the global vision for the future. Over the next decade, youth will not only directly experience the outcome of SDGs, but will also be the key driver for their successful implementation.

Participation in Decision-Making Processes

Youth-related issues are brought to the centre of the state's attention, by encouraging and fostering youth participation in the decision-making process. Opportunities for participation are created through organised groups of youth and children which via public consultation bring forth issues relevant to their well-being and education. The newly introduced consultation with the President of the Republic of Cyprus annually, supports the role and participation of youth groups in decision-making processes. At the same time, [the annual meeting held by the Children's Parliament, within the Parliamentary House, aims to communicate children's positions to parliamentary members](#). Issues like homophobia, ethnocentrism, inclusive schools, comprehensive sexual education into the formal curriculum have been raised through constant consultations between the Commissioner for Children's Rights and the Young Advisory Team, a diverse group of children of ages 13-17.

Through the European Network of Young Advisors, children had the opportunity to express and convey widely their views on the right of equality in education and violence against children.

Inclusion and Non-Discrimination in Education

Access to inclusive, mainstream and non-segregated education is being addressed through an upgraded educational policy aiming at the smooth integration of students with a migrant background into the educational system of Cyprus. The recently revised Curricula have integrated a gender perspective in educational materials, in order to combat gender stereotypes from an early age through the encouragement of boys for more active participation in family life and girls in politics/public life, as well as develop relationships based on equality and mutual respect between genders (SDG4 and SDG5).

To assist in the smooth and effective integration of groups with different cultural and linguistic identities, the implementation of differentiated educational measures and policies have been promoted.

The Social and School Inclusion Programme “DRASE” for primary and secondary education aims to tackle the consequences of the economic crisis in education. DRASE identifies individual schools in need, based on criteria related to the socioeconomic status and students’ performance. This programme supports vulnerable groups of students that have been mostly affected by the economic crisis, students at a high risk of functional illiteracy, as well as students and families of non-Greek language background.

After the Covid-19 pandemic, achieving a smooth transition from the online and distant education to the face-to-face teaching and learning in the school environment is a high priority. More importantly, paying particular attention to the identification of the needs that have emerged due to the pandemic by looking at students’ well-being, sense of belonging and connectedness to the school, students’ motivation and self-regulation. Aspects of formative assessment to identify the level at which the learning goals for each student have been achieved during the period of online education, will be addressed as well.

Protection and Social Care against Violence and Abuse

In terms of [social care and welfare](#) the Ministry of Labour, Social Welfare and Insurance has as key priority the development and functioning of quality social care programmes and child care needs (SDG4 and SDG10).

With regard to issues of [abuse and violence against children](#), the Social Welfare Services in collaboration with the Police and the Ministry of Health have established a [Children’s House in all Districts](#). It provides child friendly services to children victims of sexual abuse and/or sexual exploitation, based on a multidisciplinary approach. At the same time, the operation of institutions concerning child protection and the protection of unaccompanied children as well as the implementation of the foster programme are ongoing. The Domestic Violence and Child Abuse Office has been operating at the Police Headquarters, mainly performing coordinating and advisory functions (Reported cases of domestic violence are investigated by either the local police stations or the divisional Crime Investigation Departments depending on the seriousness of each case).

The [National Strategy for the Prevention and Management of School Violence](#) has been established (2018-2022) and the Law on the Prevention and Response to Domestic Violence of 2020 has been passed. Preventive programmes against [bullying](#) (20 schools involved) and [school violence](#) at primary schools have been established. A [Coordinating Committee for the Prevention and Combating of Sexual Abuse and Exploitation of Children](#) with representatives of all Ministry’s departments and services has already been set up.

The first National Strategy on the Prevention and Combating of Sexual Abuse and Sexual Exploitation of Children and Child Pornography 2016-2019, sought to recognise the scope and scale of this social problem, to identify the priorities for addressing it properly and to determine the necessary actions and policies in order to achieve the primary goal that all children should have the opportunity to grow up in conditions of security, equipped with all the tools that would allow them to develop healthy relationships, without having to face any form of sexual exploitation or abuse, free from all forms of sexual injury.

The SDG Suitcase

Within the framework of cultivating volunteerism and active citizenship in schools, a pioneering educational programme for children is expected to start in September 2021 that includes experiential and other activities for each of the 17 SDGs. All this useful material will “travel” to many schools throughout Cyprus, in a “suitcase”.

III. IMMIGRANTS

The number of refugees and migrants arriving in Cyprus has risen dramatically in recent years. In 2019, there were nearly 10,000 migrants on the island – up from 2,936 in 2016, 4,582 in 2017 and 7,761 in 2018, according to police statistics. About four percent of Cyprus’ population is currently made up of asylum seekers – that’s more than four times the EU average. Cyprus also has the highest number of first-time asylum applications in the EU per capita. In 2020, the country received about 7,000 asylum applications.

Integration and Welfare

The protection, welfare and social integration of migrants and asylum seekers are major priorities for the Cyprus Government. The drafting of a multidimensional Strategic Action Plan for the Integration of migrants is currently being prepared with the collaboration of various groups of stakeholders aiming towards setting up the mechanisms that will promote the rights of migrants.

Labour market programmes offering vocational orientation and training to third-country nationals were implemented to facilitate their labour market integration while training seminars for employers were offered aiming at developing their capacity to handle diversity and particularly, ethnic, racial and religious diversity in the workplace (SDG10).

Under the Asylum Migration and Integration Fund (AMIF), the social and educational integration of third country nationals (TCNs) took place in Cypriot schools through the systematic training of teachers and education directors in management issues of sociocultural diversity, the set-up of support groups for parents and children, the training of teachers towards encouraging the learning of Greek language and multilingualism. At the same time, the continuing project “Integration Programmes by local authorities” repeatedly offers free computer lessons, English courses and occasionally Arab or Chinese lessons for TCNs.

Migrant Information Centres (MICs) operated in the four main cities of Cyprus as a one-stop shop for services to TCNs including applicants or Beneficiaries of International Protection and provided guidance and advice on housing, access to health and education services, family support, completion of official forms, translation and interpretation services. Capacity building of the centres will be accelerated so as to improve access to services, provide guidance/counselling, social and psychological support as well as child care (SDG10).

Integration measures for victims of trafficking are being planned. Individual needs of the victim will be assessed that will include a person-centered supporting programme through education and training (e.g. Greek lessons, social skills, access to work), assistance in finding permanent residence, support for repatriation, procedures for reconnection with their family and their social environment and counselling guidance/support to these victims for a period of 3-6 months after their exit from the shelter.

Strengthening the existing structures and operational capacity of the Social Welfare Services in 2020 with the recruitment of 66 fixed-term employees to cope with the rapidly increasing numbers of asylum seekers and unaccompanied minors.

GREEN TRANSITION

TOWARDS CLIMATE CHANGE – STATE OF PLAY

The transition towards environmental sustainability is the area in which the performance of Cyprus suffers the most relative to the majority of EU countries. In particular, the main challenges that Cyprus faces concern energy efficiency; the elevated level of greenhouse gas emissions; water scarcity and, sustainable waste management. Nevertheless, Cyprus has overachieved the Renewable Energy Sources (RES) target for 2020, maintains the excellent water quality of its bathing sites, and is currently in the top 5 EU countries in the surface of terrestrial sites which are protected within the framework of Natura 2000.

Despite the huge challenges Cyprus faces towards a green transition, it continues to make efforts for the improvement of all its environmental indicators, so as to reach the 2030 climate targets and decarbonisation by 2050. In its National Energy and Climate Plan (NECP), the necessary measures for achieving the 2030 targets are enumerated. To put this into effect, the country has already ratified the Paris Agreement on Climate Change and continues to absorb environmentally targeted EU funds.

Setting the Scene—National Energy and Climate Plan

In January 2020, Cyprus prepared and submitted to the European Commission its Integrated NECP, in accordance with Regulation (EU) 2018/1999 on the Governance of the Energy Union and Climate Action. The national targets for the next decade are looked into in detail in this NECP on a mid-term basis, up to 2030, and should serve as a basis for an ambitious long-term strategy aiming towards the minimisation of greenhouse gas emissions by 2050. Therefore, the decarbonisation dimension is the first and foremost component of the NECP structure.

The implementation of the NECP 2021-2030 is a key and integral part of the implementation of the European Green Deal (GD) in each member state. To this end the Council of Ministers has approved a new structure for the Green Deal Governance which operates under the political guidance of a six-member Ministerial Committee.

Challenges

In order to meet the EU targets toward the green transition, Cyprus is facing various challenges related to triggering green investments in households, enterprises, as well as in municipalities, communities, the public and wider public sector and NGOs; making buildings, transport and other facilities and processes more energy and resource efficient; preserving the environment and enhancing biodiversity and wildlife. Investment needs to reach the national energy efficiency and renewable energy target for 2030 are considerably high while sustainable mobility and alternative environment friendly fuel infrastructure will have to be restructured. The capacity of the competent authorities to prevent and respond to natural or manmade natural disasters will need to be upgraded and reforms will be introduced regarding more efficient water management.

Targeted Measures and Policies

The reduction of waste production and the management of waste are promoted through the Waste Prevention Programme 2015-2021 and the Municipal Waste Management Strategy 2015-2021, with measures covering the three main policy pillars: regulatory measures to implement the separate collection of waste, measures to reduce waste in all sectors and incentives for the reduction and appropriate management of waste, such as the establishment of a Pay-As-You-Throw scheme, as well as information and awareness-raising measures to change production and consumption patterns. The measures

focus on the implementation of the waste hierarchy by reducing waste generation, by changing consumer habits and by promoting re-use and recycling, along the principles of the circular economy.

The Municipal Waste Management Strategy foresees targets according to the current EU targets (50% recycling by 2020, 60% recycling on package waste) or even further (40% separate collection of municipal waste or 20% landfilling) and contains a number of significant measures for the prevention of waste, including food and other organic waste, separate collection and recycling. As such, it has provided a good starting point in improving waste management in Cyprus (SDG12).

Transitioning to a Circular Economy is a key priority for Cyprus through the implementation of a concrete Action Plan which focuses on creating a culture both among citizens (sustainable consumption) and among the manufacturers / entrepreneurs themselves and providing effective incentives for industry to invest in the circular economy and creation of the necessary infrastructure.

In addition, Cyprus has prepared a National Biodiversity Strategy (approved by the Council of Ministers in 2020) which includes actions for all ecosystems (forest, freshwater, grassland etc.), as well as the implementation of measures regarding conservation, restoration and sustainable use of the mountain and freshwater ecosystems and their services. The Biodiversity Strategy and Action Plan in Cyprus will be implementing specific measures that include among others, preparation and implementation of National Action Plans for species and habitats; conservation and protection of habitats and species in Natura 2000 areas; prevention of loss of farmland (SDG15).

The National Strategy for the Development of Mountain Communities was adopted by the Council of Ministers in October 2019. The strategy aims to revitalise the region of the Troodos mountains and will breathe new life into the mountain communities, create jobs, promote tourism and support agriculture and cottage industries. The strategy envisions 250 actions to be taken until the year 2030 for boosting the quality of life and promoting sustainable development in mountain communities.

Cyprus is also engaged in international Climate Change Actions in the Eastern Mediterranean and Middle East by promoting or supporting actions in the sector of energy (exploiting joint hydrocarbon fields, transportation pipelines of hydrocarbons, submarine cables, etc.) and the protection of the maritime environment, fishing and marine antiquities.

An essential role in the context of climate change, resource use and sustainable consumption and production is the incorporation of ecological criteria in all public tenders aiming to fulfill the target of 50% for green public procurement. Cyprus within the framework of its obligations to the European Union, has prepared its own National Action Plan for promotion of Green Public Procurement. The implementation of the national Green Public Procurement Action Plan, approved by the Council of Ministers is mandatory for all State Authorities (Public Sector Contracting Authorities), Public Law Principles (Public Law Organisations) and Local Authorities.

Key Means to Green Transition

For the period 2021-2027, under the Multiannual Financial Framework (MFF), EU funding totaling approximately €3.0 billion has been allocated to Cyprus, with the European Structural and Investment Funds, the Recovery and Resilience Fund and the Common Agricultural Policy (CAP) to be the most important sources of funding. Cyprus will be investing an amount of €1.2 billion to promote projects, actions and reforms that contribute to climate change including the Just Transition Fund (JTF), which will support the sectors / professions that will be most affected, so that the transition towards climate neutrality takes place in a fair and inclusive manner.

Significant interventions that promote energy efficiency, Renewable Energy Sources (RES), sustainable mobility, the development of a sustainable blue economy as well as the enhancement of biodiversity and the transition towards a circular economy are expected to be implemented during the new programming period 2021-2030, within the framework of the programme to be co-financed by the relevant New Cohesion Policy Funds.

ENDING ENERGY ISOLATION: Project of Common Interest “EuroAsia Interconnector” – The proposed investment supports the overall onshore and nearshore infrastructure of the electricity Interconnection “EuroAsia Interconnector” in the territory of Cyprus. It is a cross-border interconnector between Crete, Cypriot, and Israeli power grids via a subsea Direct Current (DC) cable and with High-Voltage Direct Current (HVDC) onshore converter stations at each connection point.

ELECTRO-MOBILITY INFRASTRUCTURE: The creation of the necessary infrastructure to facilitate the modal shift towards electro-mobility in Cyprus and, in combination with the increasing penetration of RES, reduce the Greenhouse Gas (GHG) emissions produced by the transport sector.

ANTI-FLOOD AND WATER COLLECTION MEASURES: Climate change adaptation measures to create or upgrade existing anti-flood infrastructure, accompanied with environmental and water reuse measures.

MANAGEMENT OF THE NATURA 2000 NETWORK and protected areas including the conservation of habitats, species and landscape with the aim of halting biodiversity loss.

INTEGRATED ENERGY UPGRADE of buildings owned and utilised by the public sector. The action aims to promote energy efficiency measures through the implementation of large-scale energy upgrade interventions in the existing public sector building stock of the country, in order to improve their energy efficiency, including the use of RES.

Additional investments and reforms that will drive Cyprus forward towards its green transition are included in the Recovery and Resilience Plan (RRP) under which 41% of its estimated cost is devoted to climate objectives. The actions identified aim towards achieving the energy and climate targets in 2030 and beyond. More specifically, measures that relate to green taxation, the opening-up of the electricity market and the facilitation of licensing of renewable energy and renovation projects contribute to Cyprus' transition to climate neutrality. Investments and reforms target a cleaner, smarter, safer and fairer urban mobility sector by promoting the replacement of conventional rolling stock with zero and low emission vehicles accompanied with the necessary infrastructure, the use of alternative and cleaner fuels and means of transport and wider use of public transport. Water scarcity remains a key feature of Cyprus, having a negative impact on development, the environment, agriculture and public health, while the situation has deteriorated in recent decades as a result of climate change, with frequent and gradually increasing droughts. In this sense, a set of interrelated and reinforcing investments under a water management reform aims to pave the way for the transformation in the field of water resource management towards modernisation and sustainability.

In the framework of the Strategic Plan for the new Common Agricultural Policy (currently under preparation) 40% of total funding will be geared towards climate and environmental goals. Green interventions will include, among others, the use of renewable energy sources in the agricultural sector, support of organic agriculture as well as reduction in the use of pesticides and antibiotics.

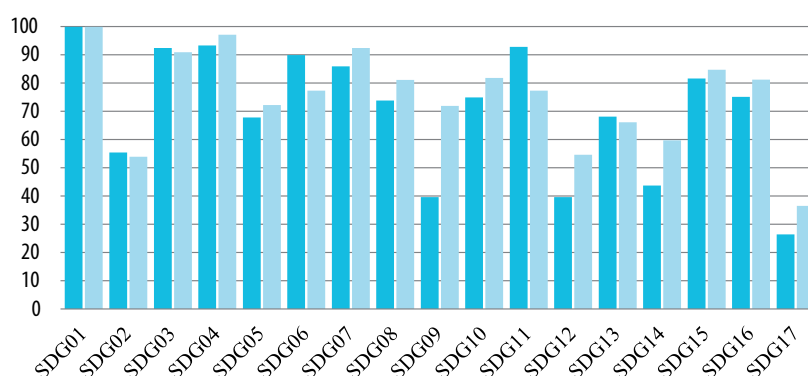
9. PROGRESS TOWARDS THE GOALS AND TARGETS

Cyprus has been continually making efforts towards achieving the SDGs, despite the recent economic crisis and the Covid-19 pandemic. The Government works towards improving the performance of Cyprus in each of the 17 SDGs implementing various actions, policies, and initiatives. This section provides an in-depth analysis of each of the SDG indicators, highlights the key Government initiatives taken, and compares the performance of Cyprus between the 2017 and the 2020 VNR towards achieving the SDGs.

The 2020 Sustainable Development Report¹ measures a country's total progress towards achieving all 17 SDGs and provides an overall score. Cyprus is ranked 34th among 166 countries, with an overall score of 75.21% (i.e. the percentage of SDG achievement). Cyprus showed a significant increase in performance from 2017, a year in which it was 50th among the other 166 countries, with an overall achievement score of 70.60%. It is important to note that the country's performance, as well as the progress made since 2017, varies by SDG. On the one hand, Cyprus overperforms in SDG01: No Poverty, SDG03: Good Health and Well-being, SDG04: Quality Education, and SDG07: Affordable and Clean Energy, for which the country reached more than 90% of achievement. On the other hand, it underperforms, scoring less than 60% of achievement, in SDG02: Zero Hunger, SDG12: Responsible Consumption and Production, SDG14: Life Below Water, and SDG17: Partnerships for the Goals. For the remaining SDGs, the performance of Cyprus can be considered average, since the overall achievement score ranges from 60-90%.

To more accurately assess the impact of Government initiatives, it is important to consider the progress made for each SDG, from 2017 until 2020. For 11 out of the 17 SDGs the performance of Cyprus has improved, while for the remaining 6 it has declined. The biggest improvement in performance is observed in SDG09: Industry, Innovation, and Infrastructure (81.46%), followed by SDG17: Partnerships for the Goals (38.30%), SDG12: Responsible Consumption and Production (37.85%), and SDG14: Life Below Water (36.70%). It should be pointed out that the SDGs in which the performance of Cyprus has improved are the ones for which the country was previously seriously underperforming. The biggest decline in performance is observed for SDG11: Sustainable Cities and Communities (-16.67%), and SDG06: Clean Water and Sanitation (-13.96%).

Figure 6.: SDG's Index Score



¹ Sachs et al. (2020): The Sustainable Development Goals and Covid-19. Sustainable Development Report 2020. Cambridge: Cambridge University Press.

DEVELOPMENTS IN SDGs 2017-2020	2017	2020	2017-2020 Growth
2020 SDG INDEX SCORE	70.60	75.21	6.54%
RANK (WORLD)	50	34	
SDG01 – NO POVERTY	99.93	99.88	-0.04%
SDG02 – ZERO HUNGER	55.43	53.88	-2.80%
SDG03 – GOOD HEALTH & WELL-BEING	92.43	90.84	-1.72%
SDG04 – QUALITY EDUCATION	93.28	97.11	4.11%
SDG05 – GENDER EQUALITY	67.75	72.17	6.52%
SDG06 – CLEAN WATER & SANITATION	89.85	77.31	-13.96%
SDG07 – AFFORDABLE & CLEAN ENERGY	85.92	92.40	7.54%
SDG08 – DECENT WORK & ECONOMIC GROWTH	73.75	81.13	10.00%
SDG09 – INDUSTRY INNOVATION & INFRASTRUCTURE	39.64	71.93	81.46%
SDG10 – REDUCED INEQUALITIES	74.94	81.83	9.19%
SDG11 – SUSTAINABLE CITIES & COMMUNITIES	92.81	77.34	-16.67%
SDG12 – RESPONSIBLE CONSUMPTION & PRODUCTION	39.62	54.61	37.85%
SDG13 – CLIMATE ACTION	68.07	66.14	-2.83%
SDG14 – LIFE BELOW WATER	43.68	59.72	36.70%
SDG15 – LIFE ON LAND	81.64	84.66	3.70%
SDG16 – PEACE, JUSTICE & STRONG INSTITUTIONS	75.06	81.23	8.22%
SDG17 – PARTNERSHIP FOR THE GOALS	26.37	36.47	38.30%

1 NO POVERTY



DEVELOPMENT IN NUMBERS	VNR 2017	VNR 2020	2017-2020 Growth
SDG01 – NO POVERTY			
OVERALL IMPLEMENTATION LEVEL (%)	99.93	99.88	-0.04%
People at Risk of Poverty or Social Exclusion (% of population)	28.9	22.3	-22.8%
People at Risk of Poverty after Social Transfers (% of population)	16.2	14.7	-9.3%
Severely Materially Deprived People (% of population)	15.4	9.1	-40.9%
People Living in Households with Very Low Work Intensity (% of population aged less than 60)	10.9	6.8	-37.6%
Population Living in a Dwelling with a Leaking Roof, Damp Walls, Floors or Foundation or Rot in Window Frames of Floor (% of population)	26.5	31.1	17.4%

Note: Green shows an improvement of the indicator, while red shows a decline in progress. White colour shows a stable performance.

NO POVERTY

SDG 1 | End poverty in all its forms everywhere

Highlights – 2020

- All poverty indicators showed an improvement until 2019. The pandemic is expected to have a negative impact on the economy.
- Asylum Migration and Integration Fund (AMIF) projects provide social protection for unaccompanied minors and asylum seekers.
- Significant reduction in the at-risk-of-poverty rate of women and for people aged 65 and over.

Covid Response

- Adoption of a generous fiscal package, in 2020, which amounted to €2.6 billion or 12.5% of GDP to support the severely hit, real economy, and to cushion the effect on people and businesses, prepared in collaboration between the Government, political parties, and social partners.
- Implementation of 14 special schemes, to provide financial help, such as wage compensation for all affected employees and businesses. The schemes have been renewed each month since March 2020.

Looking Ahead

- Continuation of efforts to mitigate the negative effects of the COVID-19 pandemic.
- By 2030, the Government wants to ensure that the poor and the vulnerable have access to basic services, ownership and control over land and property, inheritance, natural resources, new technology and financial services.
- The Council of Ministers promotes the establishment of the Deputy Ministry of Social Welfare aiming to provide social protection, social inclusion, and equal opportunities for all citizens.
- Reform of the Social Insurance System (SIS), to enhance social protection for all employees, by extending and improving cover of various benefits.

	EU RANK	TREND
MULTIDIMENSIONAL POVERTY		
People at Risk of Poverty or Social Exclusion	18	↗ ↘
People at Risk of Poverty After Social Transfers	11	→
Severely Materially Deprived People	23	↗ ↘
People Living in Households with Very Low Work Intensity	10	↗
In Work at-Risk-of-Poverty Rate	11	↗ ↘
BASIC NEEDS		
Population Living in a Dwelling with a Leaking Roof, Damp Walls, Floors or Foundation or Rot in Window Frames of Floor	27	↘ ↗
Self-Reported Unmet Need for Medical Examination and Care	8	↘
Population Having Neither a Bath, nor a Shower, nor Indoor Flushing Toilet in their household	14	↘
Population Unable to Keep Home Adequately Warm	25	↘
Overcrowding Rate	1	↘ ↗
Housing Cost Overburden Rate	1	↗ ↘

Note: Data comes from the Statistical Service of Cyprus. EU rank presents the rank of Cyprus among the EU member states, for the most recent available year. Trend presents the 10-year trend from 2010-2019. Pos, Neg, Neg-Pos, and, Pos-Neg ↗ ↘ indicate a positive, a negative, a U-shape and an inverse U-shape trend, respectively. Green arrows indicate an improvement in the performance of Cyprus and red arrows indicate a decline in the performance of Cyprus. → indicates a constant trend. : indicates that the trend is not calculated, because less than 8 years of data are available.

NARRATIVE

Despite the impact of the 2013 economic crisis and the ongoing detrimental effects of the current pandemic, Cyprus continues to make progress in reducing poverty in all its forms. There has been a reduction in unemployment, increase of employment and income, and implementation of additional targeted welfare schemes of the Government. Government initiatives including the continuation of the Guaranteed Minimum Income; the adoption of generous fiscal packages and special support schemes to mitigate the negative effects of the pandemic; and the implementation of AMIF projects have all played a pivotal role in combating poverty. The operation of an open reception centre for unaccompanied minors who are third country nationals, who are either beneficiaries or applicants of international protection implemented by an NGO seeks to provide asylum seekers with various services that are supportive, educational, or recreational in nature.

ANALYSIS

Cyprus presents its best performance in this SDG having reached almost full attainment, even though it holds the 18th position relative to the EU, regarding the percentage of people living at risk of poverty or social exclusion with 22.3% of the population (compared to 20.9% in the EU).

By looking into the individual components of this indicator, the performance of Cyprus varies. In particular, it is 11th, among EU members, with respect to the people at risk of poverty after social transfers, 23rd with respect to the people who are severely materially deprived, and 10th with respect to the people living in households with very low work intensity indicators (see [Figures 8 and 9](#)).

In Cyprus, 14.7% of the population, compared to 16.5% in the EU, has an equivalised disposable income below the risk-of-poverty threshold, which is set at 60 % of the national median equivalised disposable income (estimated at

Figure 8.: Multidimensional poverty

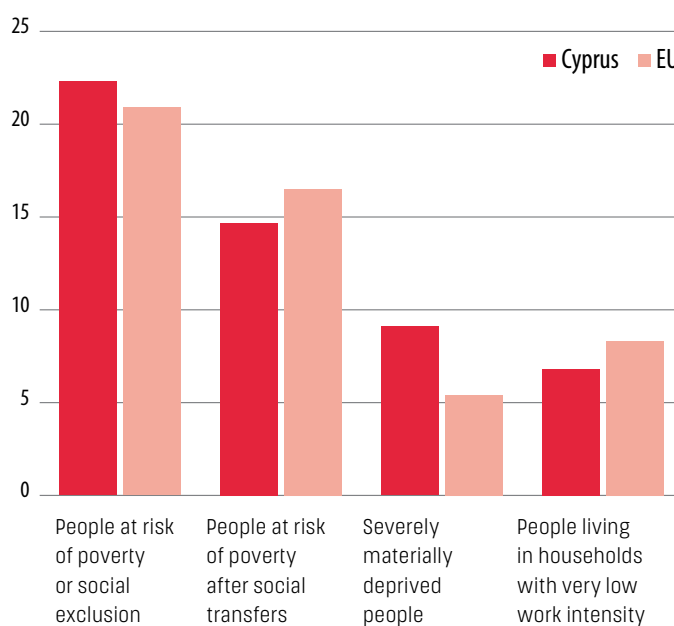
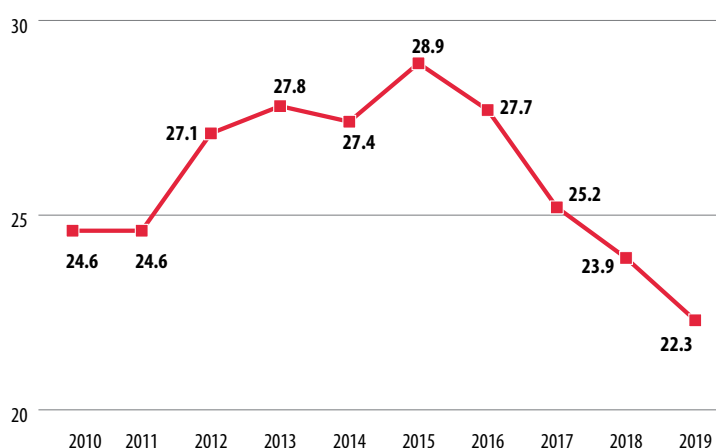


Figure 9.: People at risk of poverty or social exclusion



€9,729 in 2019, indicating an increase of 5.7%, compared to 2018). Additionally, 9.1% of the population (compared to 5.4% in the EU), is severely constrained by a lack of resources, as defined by Eurostat, and 6.8% of the employed population aged 18 years or more (compared to 8.3% in the EU) is living in a household where the adults work 20% or less of their total work potential. Notably, Cyprus presents a positive trend in all the aforementioned indicators, denoting a potential for gradual improvement of its position in the future once the shocks of the pandemic have been absorbed.

On a similar note, the performance of Cyprus in regard to the basic needs indicators varies. Cyprus is the country with the lowest percentage

of individuals living in overcrowded households (2.2% relative to 17.2% in the EU), and living in households where the total housing costs absorb among the lowest percentage of disposable income (2.3% in Cyprus relative to 9.4% in the EU). Furthermore, Cyprus is 8th in the percentage of population having reported an unmet need for medical examination and care (1% relative to 1.7% in the EU), and 14th in the percentage of population having neither a bath, nor a shower, nor indoor flushing toilet in their household, respectively (0.5% in Cyprus, relative to 1.6% in the

EU). Finally, Cyprus ranks last among the EU27 regarding the percentage of population living in a dwelling with a leaking roof, damp walls, floors or foundation or rot in window frames of floor (31.1% relative to 12.7% in the EU) and the percentage of population unable to keep their home adequately warm (21% relative to 6.9% in the EU), holding the 25th position. On a positive note, the trends of the aforementioned indicators all show an improvement from 2010 to 2019.

GOVERNMENT INITIATIVES

Protection of the Vulnerable & Poor

- Reducing child poverty and strengthening social inclusion and social coherence.
- Expansion of affordable childcare centres enabling the entry of care takers in the labour market, particularly women with children, contributing to gender equality and to the reduction of the risk of poverty.
- Enhancing the infrastructure capacity of Social Welfare Services to act as a guardian for children and adolescents with conduct disorders and unaccompanied minors-asylum seekers.
- Provision to persons with disabilities and the elderly of suitable, comfortable, accessible, family-type homes in the community to live with safety, dignity, and quality of life.
- Protection and enhancement of welfare for migrants and asylum seekers through projects funded by the AMIF.
- Continuation of the Guaranteed Minimum Income (GMI) social benefit.

COVID-19 Pandemic

Income Support and Protection of Employees & Businesses

- Granting 'Special Absence Leave' to parents working in the private and public sector for the care of children up to 15 years of age due to suspension of the operation of private and public schools, nurseries, and child care centres.
- Special Sickness Leave Scheme for working persons who were quarantined or had to self-isolate or were diagnosed with Covid-19.
- Compensation for self-employed and unemployed persons for bygone income.
- Wage compensation for Total and Partial Suspension of Operations.

Promoting a New Growth Model

- An ambitious investment plan of more than €3.6 billion.

Schemes Facilitating the Creation of New Jobs

- Wage Subsidies Schemes: Seven schemes were implemented during the period 2016-2020 which aimed towards helping employers hire unemployed persons. The schemes were addressed to the needs of those unemployed over 50 years old, the disabled, those suffering from chronic diseases, and recipients of GMI (Guaranteed Minimum Income).
- The System of Vocational Qualifications (SVQ) has been designed for:
 - The assessment and certification of the competence of a person, to carry out a specific job in real or/and simulated working conditions and for facilitating training programmes.
 - The Standard Multi-Company Training Programmes for retraining of employed persons.

2 ZERO HUNGER



DEVELOPMENT IN NUMBERS	VNR 2017	VNR 2020	2017-2020 Growth
SDG02 – ZERO HUNGER			
OVERALL IMPLEMENTATION LEVEL (%)	55.43	53.88	-2.80%
Obesity Rate - Obese: BMI ≥ 30 (% of population aged 18 or over)	14.5	14.7	1.4%
Government Support to Agricultural Research and Development (Euro per inhabitant)	7.0	6.6	-5.7%
Area Under Organic Farming (% of total utilised agricultural area)	3.7	5.0	33.9%
Gross Nutrient Balance on Agricultural Land – Nitrogen (kg per hectare utilised agricultural area)	194.3	194.0	-0.2%
Ammonia Emissions from Agriculture (kg per hectare utilised agricultural area)	59.5	51.3	-13.8%

Note: Green shows an improvement of the indicator, while red shows a decline in progress. White colour shows a stable performance.

ZERO HUNGER

SDG 2 | End hunger, achieve food security and improved nutrition and promote sustainable agriculture

Highlights – 2020

- Cyprus faces great challenges in the area of food security and nutrition, with the overall implementation of this SDG being one of the lowest in implementation, falling to 53.88% in 2020 from the already low 55.42% in 2017.
- Agricultural Production is severely affected by climate change.
- Intensive cultivation results in the substantial degradation of agricultural land.
- While adult obesity is consistent with EU levels, the overweight and obesity level among six to nine-year-olds is extremely high, with about 43 % of children falling in this category.

Covid Response

- Hunger occurred due to a decrease in income and reduced food availability, especially among the self-employed.
- Poorer nutrition among children from vulnerable groups due to the interruption of the school meals Scheme.
- Lower demand for food due to the disruption of the tourist sector activities.

Looking Ahead

- Substantial investments have been included in the RRP and the Agricultural Plan aiming to improve the uniqueness and competitiveness of the primary sector, and improving the yield, efficiency and profitability of the sector.
- Efforts are being made to modernise and expand the infrastructure supporting the agriculture, farming, horticulture, and aquaculture of Cyprus.
- Additional efforts to reduce agricultural contribution to greenhouse gas emissions through the development of innovative practices and an efficient monitoring system.
- The Government has prepared a national plan to introduce healthy eating courses for school-aged children.

	EU RANK	TREND
MALNUTRITION		
Obesity Rate (Overweight: BMI ≥ 25)	8	↗
Obesity Rate (Obese: BMI ≥ 30)	6	↗
SUSTAINABLE AGRICULTURAL PRODUCTION		
Agricultural Factor Income per Annual Work Unit	14	↗
Government Support to Agricultural Research and Development	7	↘
Area Under Organic Farming	20	↗
Harmonised Risk Indicator for Pesticides	25	→
Gross Nutrient Balance on Agricultural Land (Nitrogen)	27	↗
Gross Nutrient Balance on Agricultural Land (Phosphorus)	27	↗
ENVIRONMENTAL IMPACTS OF AGRICULTURAL PRODUCTION		
Ammonia Emissions from Agriculture	25	↘
Nitrate (NO ₃) in Groundwater	12	↗
Estimated Soil Erosion by Water	20	↗

Note: Data comes from the Statistical Service of Cyprus. EU rank presents the rank of Cyprus among the EU member states, for the most recent available year. Trend presents the 10-year trend from 2010-2019. Pos, Neg, Neg-Pos, and, Pos-Neg ↗ ↘ indicate a positive, a negative, a U-shape and an inverse U-shape trend, respectively. Green arrows indicate an improvement in the performance of Cyprus and red arrows indicate a decline in the performance of Cyprus. → indicates a constant trend. : indicates that the trend is not calculated, because less than 8 years of data are available.

NARRATIVE

Cyprus ranks in the lowest positions among EU countries in relation to sustainable agriculture. It is severely affected by climate change, putting at risk both the safety and adequacy of domestically produced food and livestock production. Rising temperatures, declining rainfall and extreme weather events are the main threats faced by farming today. In addition, the lack of irrigation water and new diseases exert destructive pressures on agricultural development, while intensive cultivation results in the substantial degradation of agricultural land, posing a threat on biodiversity. In general, Cyprus' agriculture sector is characterised by low productivity, increased fragmentation, an aging population of farmers, and a limited use of technology. Obesity is a growing concern for children and adolescents due to unhealthy habits. One in seven adults (about 14 %) were obese in 2017 –a share similar to the EU average. Very high overweight and obesity levels among Cypriot children are much more concerning, with data showing that among six- to nine-year old children, about 20% were obese in 2015-17, and 43% were obese or overweight (these figures apply to both boys and girls) (WHO Regional Office for Europe, 2018). A scheme is in place in an effort to encourage healthy eating habits. The main objectives of the school scheme is to encourage fruit, vegetables, and fresh milk consumption instead of the consumption of industrialised products, to strengthen the knowledge of children on fruit, vegetables, and fresh milk products, in the short- and long-term period and to contribute to a proper diet for the benefit of the health of the residents of Cyprus.

ANALYSIS

Cyprus faces substantial challenges in the promotion of sustainable agricultural production. The country ranks in the lowest positions among EU countries in almost all the relevant indicators. In particular, the harmonised risk indicator for pesticides in Cyprus was 134, whereas in the EU it was 83, maintaining a low level all along (see Figure 10).

Another worrying finding is that Cyprus ranks last among EU countries in the indicators measuring nitrogen and phosphorus in agricultural land, causing surface and groundwater pollution. In particular, there are a 194 kg of nitrogen and 32 kg

Figure 10.: Harmonised risk indicator for pesticides, for all groups of active substances

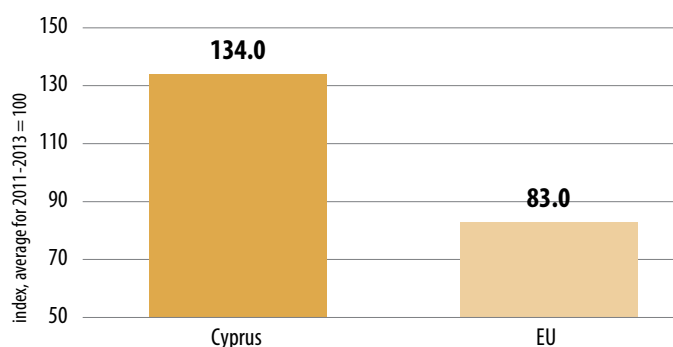
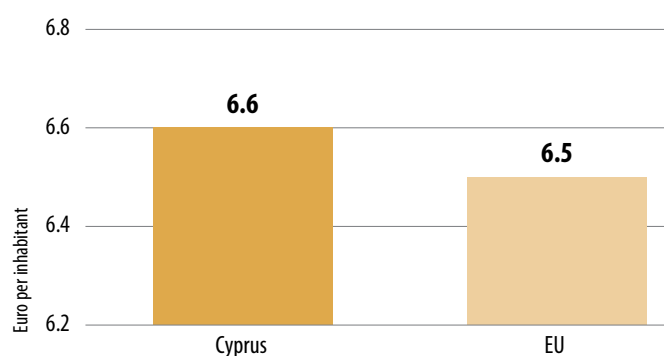


Figure 11.: Government support to agricultural research and development



of phosphorus per hectare of utilised agricultural area in Cyprus, whereas the EU equivalent is 44.1 kg of nitrogen and 0.8 kg of phosphorus. It is very apparent that the policy of Cyprus needs to be greatly refined in order for the country to protect its valuable natural assets.

Similarly, the indicators showing the impact of agricultural production on the environment place Cyprus among the last countries within the EU. Specifically, in Cyprus we observe 51.3 kg (20 kg – EU) of ammonia per hectare of utilised agricultural area, 42.1 mg (23 mg – EU) of nitrate per litre and 6.5% (5.3% – EU) of (estimated) soil erosion by water.

A silver lining which can be noted here is the fact that Cyprus ranks 7th among EU countries in Government support to agriculture research and development. The Cyprus Government spent €6.6 per inhabitant relative to the EU average of €6.5 (see Figure 11). This relatively high R&D expenditure is expected to ameliorate the position of Cyprus in the promotion of sustainable agricultural production. In addition, the Common Agricultural Policy (CAP) drives Cyprus towards sustainable food production, sustainable farm management and environmentally and climate-friendly practices and methods.

GOVERNMENT INITIATIVES

Common Agricultural Policy (CAP)

- Cyprus CAP Strategic Plan for the period 2023–2027 is currently under preparation. The provisions under the new CAP require an enhanced Green Architecture and the consideration of Farm to Fork Strategy of the EU.
- Cyprus will address all 9 specific objectives of CAP including measures for investments to new practices and technology in order to increase productivity, investments for the use of renewable energy in agriculture, investments in reducing emissions from animal husbandry, investments in circular economy.
- Agri-environmental measures under Pillar II and eco-schemes under Pillar I will be introduced in order to significantly reduce Cyprus' underperformance in sustainable agriculture (e.g. promoting practices that reduce the need for pesticides, increased budget for organic farming, together with significant higher target for land under organic, measures that include the substitution of chemical fertilisers, etc.).
- The total budget for the 5-year programme will be more than €450 million and aims to transform the primary sector of Cyprus.

Recovery and Resilience Plan

- Resilient and competitive primary sector reforms:
 - Move agricultural practices from the 20th century to the 21st century by investing in a national centre for excellence in Agri-Tech.
 - Online, cloud-based platform for improving the trade and information symmetry in the fresh produce supply chain.
 - Genetic improvement of sheep and goat population of Cyprus.
- Investments:
 - Enhancing the existing isotopic databases of Cypriot local traditional food/drinks, by developing a Block Chain platform, to ensure their identity.
 - Upskill the existing farming community and professionalise future labour force by investing in human capital.
- Healthier children:
 - Renovating and upgrading the Makarios Children Hospital in response to the need for a comprehensive suite of medical services for children which currently does not exist, including digitalisation of patients' personal dossiers.

Structural Funds and Cohesion Fund

- Baby's dowry:
 - The project aims at reducing material deprivation, enhancing social inclusion, and reducing the risk of social exclusion.
 - A Baby Dowry Package, including basic consumer goods, such as equipment, linen, baby diapers and personal hygiene and baby care items, is provided to families with children born as from 1 January 2017 or that will be born until the end of the Scheme and who are beneficiaries of Guaranteed Minimum Income, or recipients of Public Aid, or who face any other particular problems as reported by the competent welfare Services.
- Providing school breakfast to disadvantaged pupils in public schools:
 - The project was originally implemented through the Fund for European Aid to the Most Deprived (FEAD). Once it was completed it was decided to continue implementing it through the European Social Fund (ESF) due to the great need faced.
 - The project concerns the daily provision of free breakfast (sandwich) to all needy students attending public education at all levels. It was found that, as a result of the financial crisis, many students do not take breakfast before or after arriving at school, which can affect their performance and contribute to the creation of negative feelings of sadness, lead to isolation, increasing the risk of early school leaving and social exclusion. It was, therefore, decided to implement the specific programme for poor students.

3 GOOD HEALTH AND WELL-BEING



DEVELOPMENT IN NUMBERS

	VNR 2017	VNR 2020	2017-2020 Growth
SDG03 – GOOD HEALTH AND WELL-BEING OVERALL IMPLEMENTATION LEVEL (%)	92.43	90.84	-1.72%
Life Expectancy at Birth (number of years)	81.8	82.9	1.3%
Share of People with Good or Very Good Perceived Health (% of population aged 16 or over)	80.3	77.8	-3.1%
Smoking Prevalence (% of population aged 15 or over)	31.0	28.0	-9.7%
Death Due to Suicide (Standardised death rate by 100,000 inhabitants)	4.5	4.1	-9.6%
Self-Reported Unmet Need for Medical Examination and Care (% of population aged 16 and over)	1.5	1.0	-33.3%

Note: Green shows an improvement of the indicator, while red shows a decline in progress. White colour shows a stable performance.

GOOD HEALTH AND WELL-BEING

SDG 3 | Ensure healthy lives and promote well-being for all at all ages

Highlights – 2020

- As of June 1st 2020, Cyprus introduced in its entirety, its national healthcare system called General Health System (GHS). GHS gives every Cypriot citizen equal and unhindered access to high quality healthcare services.

Covid Response

- Establishment of an Advisory Scientific Committee for the systematic surveillance of the development of the epidemic and the taking of preventive measures.
- Suspension of most economic activity by businesses except for those providing basic goods and services, the ban of unnecessary movement by citizens, ban of the operation of schools and of gatherings either in public or in households.
- Implementation of control measures at the entrance gates of the Republic, including restriction of flights.
- Introduction of an extensive programme of free rapid antigen testing for the wider public and employees returning to work.
- Implementation of digital solutions to support the collection and management of data, such as the COVID-19 Platform.

Looking Ahead

- Addressing the potential shortage of medical professionals in specific Medical Specialties.
- The implementation of the GHS will require additional adjustments pertaining to the integration stage of the public and private health care sector.
- Reforms and investments in the healthcare sector are promoted through the National Recovery and Resilience Plan (NRRP), which will increase the efficiency, accessibility, and overall resilience of the GHS.

	EU RANK	TREND
HEALTHY LIVES		
Life Expectancy at Birth	3	↗
Healthy Life Years at Birth	13	→
Share of People with Good or Very Good Perceived Health	3	↗
HEALTH DETERMINANTS		
Smoking Prevalence (Total)	16	:
Obesity Rate (Overweight: BMI ≥ 25)	8	:
Obesity Rate (Obese: BMI ≥ 30)	6	:
Population Living in Households Considering that they Suffer from Noise	15	↘
Exposure to Air Pollution (Particulates <2.5Mm)	16	↘
Exposure to Air Pollution (Particulates <10Mm)	22	↘
CAUSES OF DEATH		
Standardised Death Rate Due to Chronic Diseases	4	→
Suicide Death Rate (15-19 Years)	2	:
Suicide Death Rate (50-54 Years)	3	:
Standardised Death Rate Due to Tuberculosis, HIV and Hepatitis	11	:
Standardised Preventable and Treatable Mortality	4	:
People Killed in Accidents at Work (Total)	18	↘
ACCESS TO HEALTHCARE		
Self-Reported Unmet Need for Medical Examination and Care	8	↘

Note: Data comes from the Statistical Service of Cyprus. EU rank presents the rank of Cyprus among the EU member states, for the most recent available year. Trend presents the 10-year trend from 2010-2019. Pos, Neg, Neg-Pos, and, Pos-Neg ↗ ↘ indicate a positive, a negative, a U-shape and an inverse U-shape trend, respectively. Green arrows indicate an improvement in the performance of Cyprus and red arrows indicate a decline in the performance of Cyprus. → indicates a constant trend. : indicates that the trend is not calculated, because less than 8 years of data are available.

NARRATIVE

Overall, Cyprus ensures high standards of healthy living and well-being and performs well in key indicators, including life expectancy and low mortality rates due to chronic diseases. The vast majority of Cypriots perceive their health to be good or very good. In a major Government initiative, Cyprus rolled out its national healthcare system providing equal access to quality healthcare for all. During these challenging times of the pandemic, the Cyprus Government implemented policies and practices to mitigate the detrimental effects of COVID-19 on the health and well-being of the population.

ANALYSIS

In regards to healthy living, Cyprus ranks quite well amongst EU countries. In particular, life expectancy in Cyprus is 82.9 years, relative to 81 years in the EU as a whole. Interestingly enough, women in both Cyprus and the EU are expected to live longer than men by approximately 4 years. Additionally, 78% of Cypriots perceive their health to be good or very good, which places Cyprus in the 3rd place, among EU countries.

Another interesting fact is that while Cyprus is quite close to the EU average on smoking prevalence with 28% (the EU average is 27%), there is a considerable difference between men and women (see Figure 12). In particular, Cyprus ranks 21st among EU countries in smoking prevalence in males (39% relative to the EU's 32%), and 4th in smoking prevalence in females (17% relative to the EU's 23%). Another important health determinant is exposure to air pollution. Even though Cyprus appears to be performing poorly relative to the EU, the observed negative trend (22.2 mg/m³ in 2010 to 13.4 mg/m³ in 2019 for particulates < 2.5 Mm) shows that efforts are being made to improve air quality.

In regards to the main causes of death (chronic diseases, suicide, preventable and treatable diseases) Cyprus ranks in the top positions among EU countries with the number of deaths, per 100,000 persons from the aforementioned diseases being lower than the EU average. However, an exacerbation has been observed in some indicators for chronic diseases, like Tuberculosis, Malaria, and HIV due to the arrival of asylum seekers coming from highly infected areas. Another problematic area relates to the

Figure 12.: Smoking prevalence

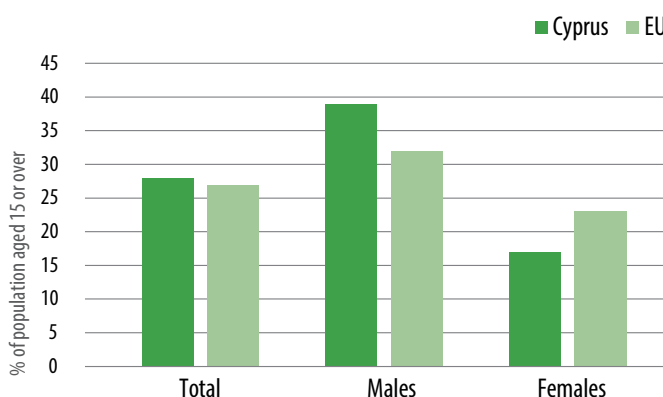
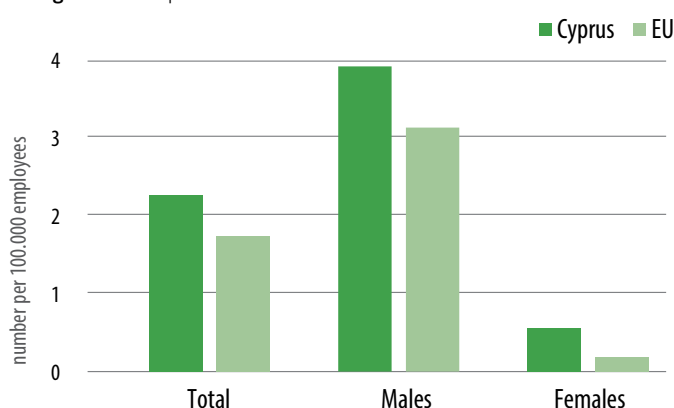


Figure 13.: People killed in accidents at work



victims of accidents both on the road and at work. Particularly for the latter, Cyprus has more deaths caused by accidents at work relative to the EU, with 2.3 and 1.8 deaths per 100,000 employees, respectively (see Figure 13). Once again though, a positive trend can be observed, with improvements in the indicators, mirroring the various work safety policies employed by Cyprus Governments over the years.

GOVERNMENT INITIATIVES

Access to Healthcare for All— General Health System (GHS)

- A comprehensive and financially sustainable national healthcare system was implemented in June 2020 aimed at providing all Cypriot citizens equal access to treatment and high-quality healthcare by using, in the best possible way, all available resources.
- The GHS more effectively formalises both public and private sector resources, resulting in market formalisation, reduction of inequalities in healthcare through equal treatment of beneficiaries, better control in health spending and better use of resources, improvement of quality in health care, among others, through competition, reduction of out-of-pocket payments and economic protection of the population from illness, while also creating transparency in the health care sector.

Coping with chronic diseases (HIV, Malaria, TB)

- Efforts to deal with Chronic Diseases including those affecting immigrants.
- National Strategic Plans are in place to cope with mainly imported cases.
- National Committees are responsible for their implementation and the management of the dedicated budget.

Ensure Healthy Lives – Environmental Factors

- Air Quality:
Prevention, reduction, and control of air pollution from industrial installations achieved by:
 - the licensing of industrial installations and the monitoring of their operation, and
 - ongoing monitoring, assessment, and management of air quality due to climate change and the arrival of dust molecules from the desert.
- Monitoring and control of hazardous chemical products which are manufactured, imported, exported, used and placed on the market of Cyprus.

4 QUALITY EDUCATION



DEVELOPMENT IN NUMBERS	VNR 2017	VNR 2020	2017-2020 Growth
SDG04 – QUALITY EDUCATION OVERALL IMPLEMENTATION LEVEL (%)	93.28	97.11	4.11%
Early Leavers from Education and Training (% of the population aged 18-24)	7.6	9.2	21.1%
Participation in Early Childhood Education (% of the age group between 4-years-old and the starting age of compulsory education)	89.7	95.3	6.2%
Tertiary Educational Attainment (% of the population aged 30-34)	53.4	58.8	10.1%
Employment Rates of Recent Graduates (% of the population aged 20-34 with at least upper-secondary education)	73.4	81.7	11.3%
Adult Participation in Learning (% of population aged 25-64)	6.9	5.9	-14.5%

Note: Green shows an improvement of the indicator, while red shows a decline in progress. White colour shows a stable performance.

QUALITY EDUCATION

SDG 4 | Ensure inclusive and equitable quality education and promote lifelong learning opportunities for all

Highlights – 2020

- School closures and the suspension of lifelong learning programmes due to the pandemic have negatively impacted the progress Cyprus was making towards achieving SDG4.
- As part of the State Aid Schemes in 2018 and 2019 a total of €5.6m was provided for the funding of 131 programmes covering child care needs (Day Care Centers for preschool and school age children, Day care Centres for children with disabilities).
- The Strategic Planning for the Equality of Men and Women (2018-2020) developed by the Committee for Gender Equality of the Ministry of Education, Culture, Sports and Youth.
- The National Strategy for the Prevention and Management of School Violence has been established (2018-2022).

Covid Response

- To reduce the learning disruption caused by the pandemic at all levels of education, Cyprus adopted remote learning practices.
- The majority of Higher Education Institutions converted to online delivery methods.
- The transition to distance learning was not as effective for students with special needs.
- Suggested actions are considered to address the impact of Covid-19 on students' emotional and cognitive engagement, as well as the gaps identified during school closures.

Looking Ahead

- The School Management System (SMS) is currently being designed after having secured EU funding.
- Investments are made in the training and professional development of teachers at all levels of education.
- Efforts are made to increase awareness on technical and vocational education programmes and break any associated gender stereotypes.
- Digital transformation of school units with the aim of enhancing digital skills and skills related to STEM education.

	EU RANK	TREND
BASIC EDUCATION		
Early Leavers from Education and Training	17	↘
Underachievement in Reading	25	:
Underachievement in Maths	25	:
Underachievement in Science	25	:
Participation in Early Childhood Education	13	↗
TERTIARY EDUCATION		
Tertiary Educational Attainment	1	↗
Employment Rates of Recent Graduates	18	↘↗
ADULT LEARNING		
Adult Participation in Learning	20	↘

Note: Data comes from the Statistical Service of Cyprus. EU rank presents the rank of Cyprus among the EU member states, for the most recent available year. Trend presents the 10-year trend from 2010-2019. Pos, Neg, Neg-Pos, and, Pos-Neg ↗ ↘ indicate a positive, a negative, a U-shape and an inverse U-shape trend, respectively. Green arrows indicate an improvement in the performance of Cyprus and red arrows indicate a decline in the performance of Cyprus. → indicates a constant trend. : indicates that the trend is not calculated, because less than 8 years of data are available.

NARRATIVE

Cyprus's education system has been undergoing major reforms during the past few years, aimed at modernising pedagogical policies, upgrading structures and improving infrastructure. The main focus is placed on improving the quality of education, and making better connections between school and the labour market. The modernisation of the curricula for both primary and secondary education, the digitalisation of education, the establishment of a new system for teacher and school evaluation, the addressing of skills mismatch between education and the labour market, and, also, the extension of free compulsory preschool education are basic educational reforms which promote the improvement of students' outcomes. At the same time there are new challenges brought to the foreground by the pandemic, namely the need to speed up the digital transformation of schools, while making sure that no child is left behind. Distance learning highlighted several gaps and challenges that need to be tackled to unlock the potential of digital education. Several initiatives in Vocational Education and Training (VET) over the past years have aimed at improving its relevance on labour market needs and enhancing its attractiveness; yet there is need to further improve the capacity and relevance of VET. An overall improvement of the educational system is required in order for it to become more flexible and responsive to labour market needs, with an emphasis on upskilling and reskilling, and encouraging of lifelong learning.

ANALYSIS

Cyprus is just above the EU average in regards to early leavers from education and training. In particular, the percentage of early leavers in the population aged between 18 and 24 years old is 9.2 in Cyprus, and 10.2 in the EU, placing Cyprus 17th among EU members. Cyprus also ranks close to the middle among EU countries in regards to male and female early leavers. What is positive about this particular indicator is the fact that it shows a negative trend from 2010 to 2019 (from 12.7% to 9.2%). 95.3% of children between the age of 4 and the starting age of compulsory education participate in early childhood education, ranking Cyprus 13th among EU countries. Cyprus holds a

Figure 14.: Programme for international student assessment

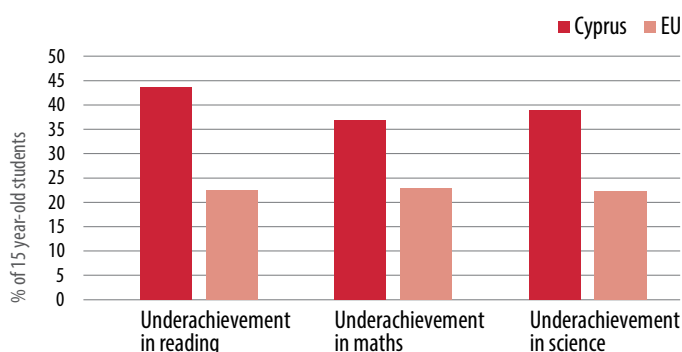
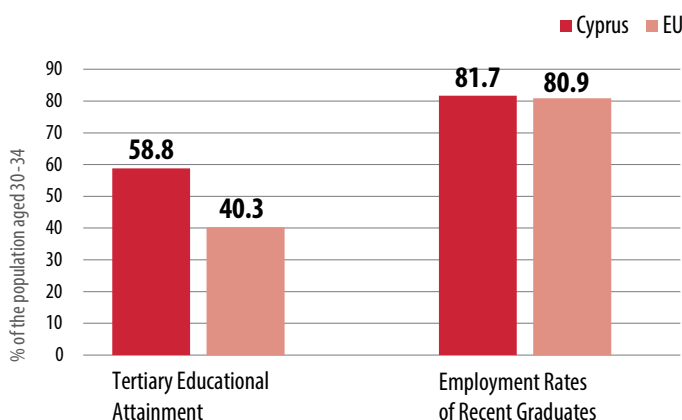


Figure 15.: Tertiary education



similar position pertaining to females, but ranks much higher (7th) in regards to males.

The Programme for International Student Assessment (PISA test) is a well-known tool evaluating the efficiency of secondary education. According to the 2018 PISA results, the percentages of Cypriot students underachieving in reading, mathematics, and science are 43.7%, 36.9%, and 39% respectively (see Figure 14). These percentages are way above European average, placing Cyprus among the three countries with the worst results. These results have raised concerns within the Cyprus Government, which has started making efforts towards improving in this field. Nevertheless, the performance of Cypriot students in the Trends in International Mathematics and Science Study (TIMSS 2019) improved significantly, compared to the results of previous years. In particular, the overall data of TIMSS 2019 for primary and lower secondary education indicate a statistically significant improvement (for grade 4, performance increased by 9 units in Mathematics and 30 units in Science).

An encouraging fact about quality education in Cyprus is the high percentage (58%) of the population aged between 30–34 years old with a tertiary education degree, which places Cyprus 1st among EU countries (the EU average is 40.3%). The employment rate of recent graduates in Cyprus is just above the EU average (81.7% and 80.9% of the population aged 20–34 with at

least upper-secondary education, respectively) placing Cyprus 18th among EU countries (see [Figure 15](#)). For both indicators, an upward trend is observed, which shows that from 2010 to 2019 both tertiary education attainment and employment rates for recent graduates have improved, from 45.3% to 58.8% and from 78.4% to 81.7%, respectively.

GOVERNMENT INITIATIVES

Literacy/Lifelong Learning

- To reduce the learning disruptions due to Covid-19, the Ministry of Education, Culture, Sports and Youth adopted remote learning Early Care and Education (ECE) practices such as distance education and television programmes for pre-primary learners.
- The Covid-19 pandemic has resulted in an increase in the use of digital technology in Higher Education and Technical and Vocational education learning.
- The Educational Psychology Service (EPS) has created counselling material for schools and for parents in order to support the achievement of quality education and mitigate the impact of the pandemic. The EPS has offered training for most of its staff for Crisis Intervention in Schools developed and implemented by the International School Psychology Association (ISPA).
- Steps have been taken for the development of an online platform for the collection of data from all public and private Higher Education Institutions in Cyprus.
- A pilot support programme for 33 primary schools, with a large number/percentage of children with an increased risk for functional illiteracy was implemented.
- An upgraded educational policy was introduced aiming at the smooth integration of students with a migrant background.
- Reform of the curriculum in all school subjects to target more effectively the core skills and the key competences in literacy and numeracy.

Reforms

- Implementation of the new School Management System (SMS), which is currently being designed after having secured EU funding.
- Establishment of the permanent Unit for Education for Environment and Sustainable Development, the mission of which is to promote and effectively implement a comprehensive education policy on Environmental Education/ Education for Sustainable Development.
- Upgrading building infrastructures, for creating zero energy schools and creating healthy, sustainable, and resilient school settings. This is achieved as part of various national projects (e.g., the installation of photovoltaic systems in

405 school buildings amounting to €5,828,493) and of European projects (e.g., “Pedia projects” where 25 schools were restructured to zero energy schools amounting to €7.5 million).

- The National Strategy for the Prevention and Management of School Violence has been established (2018–2022) and the Law on the Prevention and Response to Domestic Violence of 2020 has been passed.
- Implementation of a series of consultation meetings and seminars (2017–2019) focusing on the integration of students with a migrant background into the school education system.
- Development of a National Strategy and Action Plan for the Prevention and Combating of Sexual Abuse and Exploitation of Children and Child Pornography.

Digital Education

- The Ministry of Education, Culture, Sports and Youth has provided about 10% of students with equipment and/or internet access.

Vocational Training

- During the current school year (2020–2021) the total number of students enrolled in the Lifelong Learning Programmes of Vocational Education and Training decreased to 701 compared to 780 students during 2019–2020.
- In 2017 post-secondary education and training institutes were certified by the Cyprus Agency of Quality Assurance and Accreditation in Higher Education (CYQAA) as Public Schools of Higher Vocational Education and Training.
- Since 2017, the Department of Secondary General Education (DSGE) has had the responsibility of the programme which aims at providing a second chance at education to students under 15 years old, who have dropped out of school.

Gender Equality

- An Action Plan for primary education (2018–2020) was developed that included a number of actions and measures promoting gender equality.
- The Strategic Planning for the Equality of Men and Women (2018–2020) was developed by the Committee for Gender Equality of the Ministry of Education, Culture, Sports and Youth.
- An antiracist policy has been developed through the drafting of a “Code of Conduct Against Racism & Guide for Managing and Reporting Racist Incidents” in schools.

5 GENDER EQUALITY



DEVELOPMENT IN NUMBERS	VNR 2017	VNR 2020	2017-2020 Growth
SDG05 – GENDER EQUALITY OVERALL IMPLEMENTATION LEVEL (%)	67.75	72.17	6.52%
Gender Employment Gap (Percentage points)	9.7	11.6	19.6%
Gender Pay Gap in Unadjusted Form (% of average gross hourly earnings of men)	13.2	10.4	-21.2%
Inactive Population Due to Caring Responsibilities (% of inactive population aged 20 to 64)	41.0	42.9	4.6%
Seats Held by Women in National Parliament (% of seats)	17.9	17.9	0.0%
Seats Held by Women in National Government (% of seats)	8.3	16.7	101.2%

Note: Green shows an improvement of the indicator, while red shows a decline in progress. White colour shows a stable performance.

GENDER EQUALITY

SDG 5 | Achieve gender equality and empower all women and girls

Highlights – 2020

- Adoption of the new National Action Plan for Equality between Men and Women.
- Creation of the Office of the Commissioner for Gender Equality, responsible for the development, implementation, and monitoring of policies for Gender Equality.
- Cyprus ranks in the top 10 countries with the smallest gender pay gap, but falls behind in the representation of women in leadership positions.
- Increased provision of services and support to victims of trafficking.
- Preparation of the National Action Plan for the Prevention of Human Trafficking (2019-2021).

Covid Response

- Targeted post Covid-19 interventions combating the disproportionate impact of the pandemic on women and children are to be considered.
- Adoption of new technologies for the benefit of victims of violence in the family and women in danger, have been accelerated.
- Special arrangements ensuring safe distancing have been implemented to conduct the video-recorded statements of children-victims of domestic violence.

Looking Ahead

- Through the NRRP, measures are promoted for gender equality of treatment and opportunities, in all areas, including participation in the labour market, employment terms and conditions, and career progression.
- Programmes are being developed to support women and girls in increasing their confidence, self-esteem, knowledge, skills and capabilities, leadership, and negotiation skills to increase their effective participation in decision-making.
- Efforts are made to narrow the gender digital skills divide through role models and mentors, gender responsive ICT-infused curricula, and efforts to increase girls' understanding of, and exposure to, technology-linked careers.

	EU RANK	TREND
GENDER-BASED VIOLENCE		
Physical and Sexual Violence to Women (15-74 Years)	4	:
EDUCATION		
Early Leavers from Education and Training (Males)	17	↘
Early Leavers from Education and Training (Females)	18	↘↗
Employment Rates of Recent Graduates (Males)	17	↘↗
Employment Rates of Recent Graduates (Females)	18	↘↗
Tertiary Educational Attainment (Males)	3	↗
Tertiary Educational Attainment (Females)	2	↗
EMPLOYMENT		
Gender Employment Gap	17	↘↗
Gender Pay Gap in Unadjusted Form	9	↘
LEADERSHIP POSITIONS		
Seats Held by Women in National Parliament	25	↗
Seats Held by Women in National Government	22	↗↘
Positions Held by Women in Senior Management Positions (Board Members)	26	↗
Positions Held by Women in Senior Management Positions (Executives)	14	↗

Note: Data comes from the Statistical Service of Cyprus. EU rank presents the rank of Cyprus among the EU member states, for the most recent available year. Trend presents the 10-year trend from 2010-2019. Pos, Neg, Neg-Pos, and, Pos-Neg ↗ ↘ indicate a positive, a negative, a U-shape and an inverse U-shape trend, respectively. Green arrows indicate an improvement in the performance of Cyprus and red arrows indicate a decline in the performance of Cyprus. → indicates a constant trend. : indicates that the trend is not calculated, because less than 8 years of data are available.

NARRATIVE

Cyprus continues to target all forms of gender inequality as made evident by coordinated national initiatives and actions. Particular efforts have been made to prevent and combat domestic violence, human trafficking and protect child-victims of domestic violence or sexual abuse. Concerning the promotion of gender equality, efforts are focused on minimising inequality of opportunity (e.g. via education) and inequality of outcome (i.e. gender pay gap). Overall, Cyprus shows an improvement towards reducing gender inequality and efforts will continue to be made through additional measures promoted through the new National Action Plan for Equality between Men and Women. Finally, non-governmental organisations greatly support and promote gender equality via the implementation of relevant actions and projects.

ANALYSIS

Two of the most important indicators on gender equality are the gender employment gap (the difference between the employment rate of men and the employment rate of women) and the gender pay gap (the percentage difference in average gross hourly earnings between men and women). In Cyprus, the gender employment gap in 2019 was 11.6% relative to 11.7% in the EU, ranking Cyprus 17th among EU27. Accordingly, Cypriot women earn 10.4% less than men, having a smaller pay gap than the EU equivalent of 14.1%. This result places Cyprus in the top 10 countries with the smallest gender pay gap (see Figure 16).

Despite this relatively positive picture, Cyprus still lacks in regards to the percentage of leadership positions held by women in senior management. In particular, 9.4% of board members and 17.5% of executives are women, placing Cyprus in the 26th and 14th positions, respectively, among EU members. Encouragingly enough, both indicators show a positive trend. Specifically, the percentage of female board members rose to 9.4% in 2019 from 4% in 2010 (the EU average in 2019 was 28.4%), and the percentage of female executives rose to 17.5% in 2019 from 8.6% in 2012 (the EU average in 2019 was 18%).

Similarly, Cyprus continues to rank relatively low with respect to women in politics and in leadership positions, even though some

Figure 16.: Gender gap

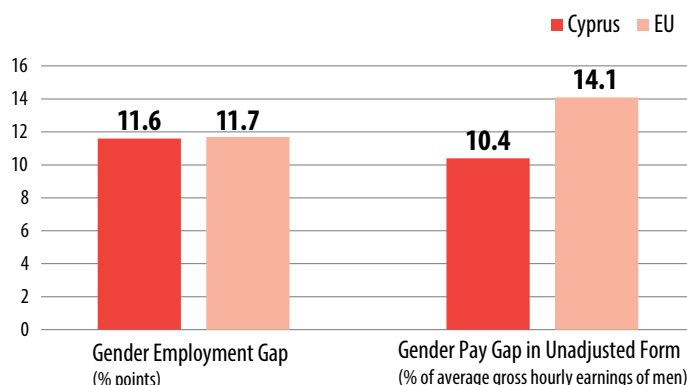
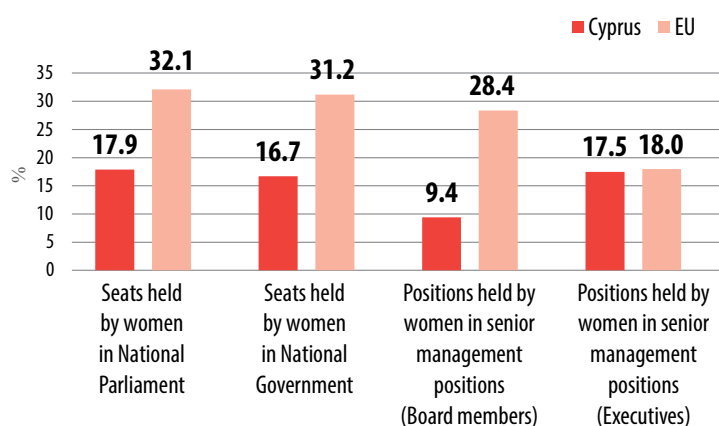


Figure 17.: Leadership positions



progress has been recorded in the last years. The percentage of seats held by women in national parliament is 17.9% (ranking Cyprus 25th among EU members), while the percentage of seats held by women in national Government is 16.7% (ranking Cyprus 22nd). The corresponding average percentages for the EU are 32.1% and 31.2% respectively (see Figure 17). A positive trend is observed, between 2010 and 2019, for the percentage of seats held by women in national parliament, rising from 12.5% to 17.9%. For the percentage of seats held by women in national Government, this positive trend is observed between the period from 2016 to 2019, during which the percentage doubled from 8.3% to 16.7%.

In regards to the percentage of women who have suffered from physical or sexual violence, Cyprus stands among the top EU countries with 5% relative to the EU average, which is 8%. Unfortunately, this indicator cannot be discussed in depth because the data presented refer to 2012. In terms of education, no significant gap is observed throughout the period of 2010 to 2019 between men and women, with the results corresponding to those mentioned in SDG4.

GOVERNMENT INITIATIVES

Gender Equality in the Workplace

- Equal Pay
 - The Gender Equality Certification Body awards certifications to enterprises that incorporate equal treatment and/or equal pay principles in their working environment (between 2014-2020, 54 companies have been certified).
 - Ex-officio inspections (approx. 200-300 per year) and examination of complaints under the Equal Pay Legislation to enhance compliance and, also, inform employers on the provisions of the legislation.
 - Marking of the Equal Pay Day by the Ministry of Labour, Welfare & Social Insurance to raise public awareness on the gender pay gap.
- Maternity Protection
 - New amendments to the Maternity Law extended the prohibition of dismissal of the employee mother (including employee stepmother) to 5 months after the end of maternity leave (instead of 3 months) and provided for protection of breastfeeding within her workplace.

Preventing & Combating Domestic Violence

- The National Action Plan on the Prevention and Combating of Violence in the Family for the period 2017-2019 was pursued. The Advisory Committee for Preventing and Handling Violence in the Family in cooperation with all the relevant stakeholders, is in the process of developing the new National Action Plan.
- The Social Welfare Services provide support services for the prevention and tackling of violence in the family and the protection of victims of trafficking for the purpose of exploitation.
- Operation of The Women's House, an interdisciplinary centre, where professionals from various disciplines and state officials including Clinical Psychologists, Social Workers, and specially trained Police Officers work together to provide appropriate support and treatment to women who are victims of violence.
- Establishment of a Children's House in every district of Cyprus, providing services to children victims of sexual abuse, and/or sexual exploitation, based on a multidisciplinary approach.
- Cyprus Police Actions
 - Specialised training and education of Police Officers in matters pertaining to domestic violence and child abuse have been implemented as part of the Cyprus Police Academy.

- In January 2018, a Protocol on Risk Assessment of Intimate Partners Violence has been adopted and a new series of training seminars aimed at training a larger number of first-line officers has been scheduled.
- From September 2020, all Police Divisions have specialised operational units, dedicated to the investigation of violence in the family.
- In the last three years, the Cyprus Police has participated in two EU Programmes with a focus on Violence against Women.

Gender Equality in Education

- National Strategy for the Prevention and Management of School Violence has been established (2018-2022) and the Law on the Prevention and Response to Domestic Violence of 2020 has been enacted.
- Provision of a Holistic Sex Education programme (based on WHO guidelines) safeguarding women rights, and targeted at the primary and secondary levels of education.
- Development of an Action Plan for primary education (2018-2020) aimed at revising the curriculum and teaching materials so as to ensure that gender issues are incorporated in all subjects.

Preventive programmes are implemented against bullying and school violence in primary schools (20 schools involved).

Trafficking

- The "National Action Plan for the Prevention of Human Trafficking 2019 – 2021" which was prepared by the Multi-disciplinary Coordinating Group comprised of Ministries, local authorities, and NGOs, sets out a framework of actions and measures that aim to confront trafficking in human beings and prevent all its forms of exploitation.
- All victims of trafficking, as specified in the relevant anti-trafficking law, receive immediate financial, psychological, social support and assistance, including housing.
- The Social Welfare Services in coordination with relevant stakeholders developed a standard referral form (introduced in 2019) to improve the identification and referral of potential victims of trafficking and exploitation into the National Referral Mechanism, and to improve data collection.
- A Protocol of Cooperation with relevant NGOs has been signed (April 2018), aiming at the enhancement of coordination and collaboration with the voluntary sector for the provision of services and support to victims of trafficking, including their access to information, housing, employment, and social integration.

- Under the anti-trafficking Law a National Coordinator and a Multidisciplinary Coordinating Group were established.

Children's Rights & Active Citizenship

- The Office of the Commissioner for the Protection of the Rights of the Child monitors the respect and protection of the rights of the child in Cyprus. It promotes the active participation of children in decision-making processes via: (a) the Children's Parliament; (b) the Pancyprian Student Coordinating Committee; and (c) the Young Advisory Team of the Commissioner.
- The Office of the Commissioner for Volunteerism and NGOs encourages Active Citizenship in children and young people as a tool for crime and addiction prevention. It coordinates the Public Consultation of the Children's Parliament and the promotion of Volunteerism in schools (Handbook for primary and secondary school teachers "Cultivation of Volunteerism and Active Citizenship in Schools").

EU and/or State Funded Initiatives

- NGOs play a pivotal role in preventing and combating violence against all women and girls.
- The Association for the Prevention and Handling of Violence in the Family (SPAVO) operates three (3) shelters for victims of violence in the family.
- The Mediterranean Institute of Gender Studies (MIGS) is implementing key research projects:
 - The Coalesce project (December 2020 – November 2022) aimed at enhancing best knowledge exchange on the integration of trafficked victims and providing legal, psycho-social, and economic empowerment for the integration of women third country nationals victims of human trafficking for sexual exploitation and abuse.
 - BEE - Boosting gender Equality in Education project (December 2020 – November 2022) focuses on seizing the opportunities provided through primary education to improve the educational context in relation to gender equality issues.

- IJCC – Improving Justice in Child Contact is a research project (November 2018 - November 2020) between five European countries: Bulgaria, Cyprus, Scotland, Portugal, and Romania aimed at improving how children's rights are upheld in child contact systems where the children have experienced domestic abuse. The project piloted the Power Up/Power Down model which resulted in children making recommendations to directly inform national policy and practice in Cyprus to improve the court system in relation to child contact and domestic violence.
- "Hope for Children" UNCRC Policy Center (HFC) develops measures that combat any form of violence against children.



6 CLEAN WATER AND SANITATION



DEVELOPMENT IN NUMBERS	VNR 2017	VNR 2020	2017-2020 Growth
SDG06 – CLEAN WATER AND SANITATION OVERALL IMPLEMENTATION LEVEL (%)	89.85	77.31	-13.96%
Population Having Neither a Bath, nor a Shower, nor Indoor Flushing Toilet in Their Household (% of population)	0.8	0.5	-37.5%
Water Exploitation Index, Plus Wei+ (% of long-term average available water)	79.3	70.3	-11.3%

Note: Green shows an improvement of the indicator, while red shows a decline in progress. White colour shows a stable performance.

CLEAN WATER AND SANITATION

SDG 6 | Ensure availability and sustainable management of water and sanitation for all

Highlights – 2020

- Cyprus is among the EU Member States with the least available water per capita.
- Cyprus remains vulnerable to climate change due to droughts and water scarcity.
- Cyprus offers excellent quality of drinking water.
- Cyprus bathing waters are the best in Europe with a percentage of 99.1% compliance with the criteria set for excellent quality.
- Government initiatives aim to continuously improve the reliability of the water sources for domestic and irrigation uses.
- The use of non-conventional water resources, such as desalination units and water reuse, are being promoted to address and improve the reliability of the water sources for domestic and irrigation uses.

Covid Response

- The pandemic had a rather positive impact on the challenge of water supply, due to the sharp decline in tourism activities.
- This decrease in water demand consequently led to less desalinated water, thus protecting the environment from a highly polluting activity.

Looking Ahead

- Climate change is exacerbating the country's need to improve water management processes.
- Key projects are underway: Two domestic water supply projects, two projects for recycled water, and three master plans as a stable resource used for irrigation and recharge of aquifers to manage seawater intrusion, or for later abstraction for irrigation use are under way.
- Compliance with the EU Water Framework Directive & the EU Urban Waste Water Treatment Directive.
- Strengthening the resilience of the aquatic ecosystem in order to adapt to climate change.

	EU RANK	TREND
SANITATION		
Population Having Neither a Bath, nor a Shower, nor Indoor Flushing Toilet in Their Household	14	↘
WATER QUALITY		
Biochemical Oxygen Demand in Rivers	15	→
Nitrate (No3) in Groundwater	12	↗
Bathing Sites with Excellent Water Quality	1	↗
WATER USE EFFICIENCY		
Water Exploitation Index, Plus (Wei+)	26	:

Note: Data comes from the Statistical Service of Cyprus. EU rank presents the rank of Cyprus among the EU member states, for the most recent available year. Trend presents the 10-year trend from 2010-2019. Pos, Neg, Neg-Pos, and, Pos-Neg ↗ ↘ indicate a positive, a negative, a U-shape and an inverse U-shape trend, respectively. Green arrows indicate an improvement in the performance of Cyprus and red arrows indicate a decline in the performance of Cyprus. → indicates a constant trend. : indicates that the trend is not calculated, because less than 8 years of data are available.

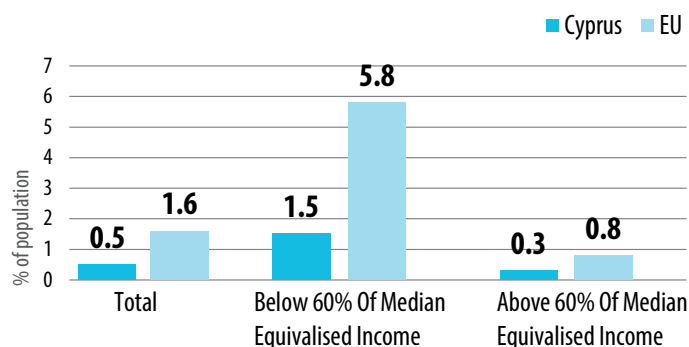
NARRATIVE

Water scarcity has always been a major challenge for Cyprus, which is among the EU Member States with the least available water per capita. Being a small island, Cyprus faces additional challenges, compared to mainland countries, and is more vulnerable to climate change. Cyprus has a semi-arid climate and limited water resources which depend mainly on rainfall. However, rainfall is unevenly distributed with considerable regional variations, water resources are scarce and expensive to exploit and droughts occur frequently. Climate change is already affecting Cyprus in a number of ways. Statistical analysis reveals a stepped drop of precipitation in Cyprus in the early 70's, which persists, while climate models for this region also predict a rise in temperature and an increase in the intensity and frequency of extreme drought events. These conditions, coupled with increased water demands, mainly due to population growth are worsening the water scarcity problem on the island. Different Government initiatives, in accordance with EU and national directives, aim to address the water scarcity problem of Cyprus by focusing, among other things, on the implementation of desalination and water reuse schemes.

ANALYSIS

In Cyprus, the percentage of the population having neither a bath, nor a shower, nor indoor flushing toilet in their household is 0.5%. The corresponding EU average is 1.6%, placing Cyprus in the 14th place among EU countries (see [Figure 18](#)). In regards to water quality, Cyprus ranks close to the middle among EU countries. In particular it is 15th in the biochemical oxygen demand in rivers indicator (3.3 mg to 2 mg O₂ per litre relative to the EU) and 12th in the nitrate in groundwater (42.1 mg to 19.1 mg NO₃ per litre relative to the EU). Most importantly, 99.1% of the country's bathing sites are of excellent water quality, placing Cyprus 2nd among EU countries. Finally, Cyprus seems to struggle in terms of water use efficiency. This derives from the water exploitation index, which is a measure of total fresh water use as a percentage of the renewable fresh water resources. In Cyprus, the Water Exploitation Index (WEI) was 70.3% of the long-term average available water, (compared to the EU average of 84%) placing Cyprus last among EU countries.

Figure 18.: Population Having Neither a Bath, nor a Shower, nor Indoor Flushing Toilet in Their Household



GOVERNMENT INITIATIVES

Water Reuse

- With the completion of almost all desalination units, the potable water dependency on rainfall of the large urban, suburban and tourist centres has been eliminated.
- Two major recycled water schemes funded by various European funds (including the European Investment and European Development Bank) are currently under way.
- Multiple water reuse proposals are currently being prepared, or are under review.

Water Legislation, Policies & Practices

- Environmental and resource costs are now included into water pricing.
- A Drought Management Plan has been adopted.
- An Advisory Committee on Water Management, involving key water stakeholders, is advising the Government on issues related to the formulation of the general water policy.
- By 2027, Cyprus aims to fully implement all necessary sewerage plans in order to comply with the EU Urban Waste Water Treatment Directive regarding the percentage of wastewater load collected and receiving secondary treatment. Compliance with the EU Water Framework Directive, aimed at protecting and improving the status of water, is also a top priority.

Water & Sanitation Programmes

- Cyprus as an EU Member State, is supporting third countries in water and sanitation related activities through bilateral assistance programmes or regional initiatives.

7 AFFORDABLE AND CLEAN ENERGY



DEVELOPMENT IN NUMBERS	VNR 2017	VNR 2020	2017-2020 Growth
SDG07 – AFFORDABLE AND CLEAN ENERGY OVERALL IMPLEMENTATION LEVEL (%)	85.92	92.40	7.54%
Primary Energy Consumption (index 2005 = 100)	91.9	102.7	11.8%
Final Energy Consumption (index 2005 = 100)	91.0	103.0	13.2%
Final Energy Consumption in Households per Capita (kg of oil equivalent)	385.0	411.0	6.8%
Energy Productivity (EUR per kg of oil equivalent)	7.0	7.4	6.1%
Renewable Energy Sources (%)	9.9	13.8	39.0%
Energy Dependency (% of imports in total gross available energy)	97.3	92.8	-4.6%

Note: Green shows an improvement of the indicator, while red shows a decline in progress. White colour shows a stable performance.

AFFORDABLE AND CLEAN ENERGY

SDG 7 | Ensure access to affordable, reliable, sustainable, and modern energy for all

Highlights – 2020

- Cyprus is among the EU countries with the highest greenhouse gas emissions index due to the high dependency on fossil fuels for energy production.
- Fossil fuel-based energy make Cyprus highly vulnerable to fluctuations in global oil prices and increase the cost of energy.
- The total Renewable Energy Sources (RES) contribution has doubled between 2013 and 2018 leading to overachieving the 2020 target (reaching 13,8% in 2019).
- A significant percentage of the population is unable to keep their home adequately warm.

Covid Response

- Despite the negative impacts of the COVID-19 crisis on economic activity and on public finances, Cyprus is continuing its efforts for the achievement of the national targets in energy efficiency and renewable energy for 2030.
- Cyprus is currently preparing proposals under EU financing tools and mechanisms that will accelerate the uptake of the planned policies and measures set in the National Energy and Climate Plan for the years 2021-2030 (NECP) and also promote job creation, growth, green transition, and social resilience.

Looking Ahead

- As part of the NECP for the years 2021-2030, Cyprus is working towards meeting the quantitative targets set for 2030 in relation to increasing the share of RES in energy consumption; improving energy efficiency; security of supply; and, functioning of the internal energy market.
- The implementation of the energy policy while attaining the climate and environmental targets, requires a radical transformation of the energy system over the next decade and, therefore, the implementation of significant investments in energy infrastructure as well as in energy efficiency.

	EU RANK	TREND
ENERGY CONSUMPTION		
Primary Energy Consumption	15	↗ ↘
Final Energy Consumption	14	↗ ↘
Greenhouse Gas Emissions Intensity of Energy Consumption	24	↘
ENERGY SUPPLY		
Renewable Energy Sources	20	↗
ENERGY SUPPLY: ENERGY IMPORT DEPENDENCY		
Solid Fossil Fuels	3	→
Oil And Petroleum Products (Excluding Biofuel Portion)	12	↘
Natural Gas	26	:
ACCESS TO AFFORDABLE ENERGY		
Population unable to keep home adequately warm by poverty status	25	↘

Note: Data comes from the Statistical Service of Cyprus. EU rank presents the rank of Cyprus among the EU member states, for the most recent available year. Trend presents the 10-year trend from 2010-2019. Pos, Neg, Neg-Pos, and, Pos-Neg ↗ ↘ indicate a positive, a negative, a U-shape and an inverse U-shape trend, respectively. Green arrows indicate an improvement in the performance of Cyprus and red arrows indicate a decline in the performance of Cyprus. → indicates a constant trend. : indicates that the trend is not calculated, because less than 8 years of data are available.

NARRATIVE

Cyprus is among the Member States with the highest greenhouse gas emissions per person, with the majority of the emissions coming from the energy production sector, which is heavily relying on fossil fuel and highly exposed on oil prices. A comprehensive approach towards cleaner and more affordable energy, renewable energy penetration and climate neutrality is delineated in the National Energy and Climate Plan (NECP), which was prepared in January 2020. The NECP includes costed measures, which contribute to Cyprus' transition to climate neutrality, through the achievement of the national targets in energy efficiency and renewable energy for 2030. Specifically, major investments have been planned and scheduled in renewable energy, in the transformation of the network and the introduction of smart meters in power distribution, in power transmission networks, in importing and using natural gas for increasing energy efficiency in power generation, in the energy efficiency in households, businesses, public sector and water sector, in transport infrastructures and sustainable mobility as well as in technological research. It also targets the alleviation of energy poverty through reduced energy bills and to address Cyprus' energy isolation and thus its vulnerability to energy supply and price shocks.

ANALYSIS

Based on 2019 data, Cyprus ranks somewhere in the middle among EU countries, being 14th in the final energy consumption and 15th in the primary energy. More specifically, in 2019, the primary energy consumption was 2.88 tonnes of oil equivalent (TOE) per capita (while the EU average was 3.02 TOE per capita), and the final energy consumption was 2.14 TOE per capita (compared to 2.20 TOE per capita in the EU). For both indicators a U-shape trend is observed between 2010 and 2019. However, based on preliminary data, for the year 2020, the national indicative and obligatory targets deriving from the EU legislation will be achieved. It is recalled that the EU Directive 2002/2018 amending Directive 2012/27/EU on energy efficiency, recognising the national circumstances and limited capabilities

Figure 19.: Energy Consumption

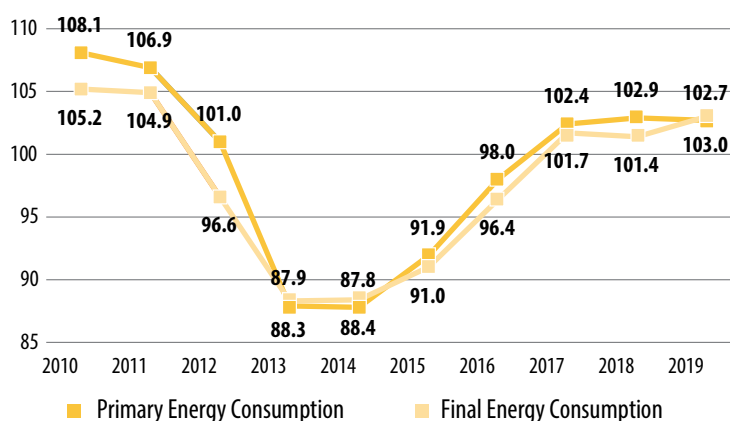
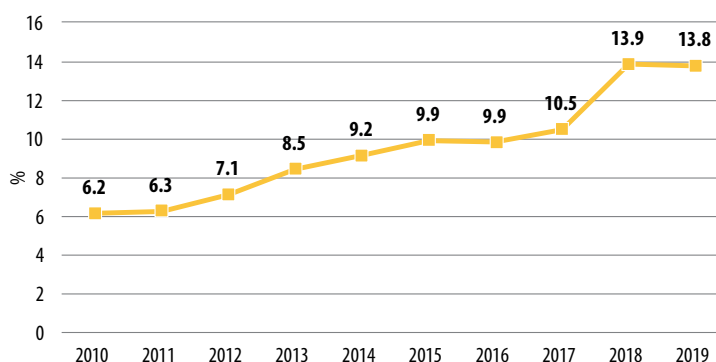


Figure 20.: Share of Renewable Energy in Gross Final Energy Consumption



of Cyprus, have set, by way of derogation, lower obligation to Cyprus for achieving end use energy savings for the period 2021-2030 (0.24% of final energy consumption instead of 0.8%).

One of the most widely used indicators for clean energy is the share of renewable energy in gross final energy consumption. In 2019, the share in Cyprus was 13.8%, placing Cyprus in the 20th position among EU countries (with the EU average share being 19.7%). The data shows a significant upward trend, from 6.2% to 13.8% between 2010 and 2019. Moreover, the share of renewable energy varies by sector. Cyprus underperforms in the use of renewable energy in transportation and electricity (3.3% and 9.8%, respectively), while it performs relatively well in heating and cooling (35.1%). The upward trend observed in the total index, also characterises the aforementioned sectors. It is recalled that the EU Renewable Energy Directive sets the national targets for each individual member state, taking into account the different starting points and potentials.

Cyprus is highly dependent on oil and petroleum products imports. In regards to oil and petroleum products imports Cyprus follows the EU average (96.8%) with 99.7%. Efforts to import liquefied natural gas are ongoing. The authorities have committed to complete the necessary infrastructure to import liquefied natural gas by the end of 2022. This is expected to help to diversify the energy mix in the country, reduce primary energy consumption and GHG emissions in the electricity production process and, also, reduce the price of electricity. The liberalisation of the electricity market in Cyprus (expected in 2022), is paramount to increase production of electricity from renewables and reduce the price of electricity, for consumers. Moreover, both electricity storage and interconnections are highly important in increasing renewable energy penetration since they will allow for

much faster integration of renewables to the electricity system and for exporting produced renewable electricity. For storage, the relevant legal framework is under preparation while funding schemes are in the pipeline. The EuroAsia Interconnector project for the electricity interconnection between Cyprus, Israel and Crete is planned to operate by 2025.

On the percentage of the population unable to keep their home adequately warm, Cyprus places 25th among EU countries with 21%, relative to 6.9% of the EU. Cyprus ranks equally low, after the decomposition of the indicator to individuals with an income below the 60% of the median equivalised income. In all cases, this percentage shows a significant downward trend from 2010 to 2019 (from 27.3% in 2010, to 21% in 2019).

GOVERNMENT INITIATIVES

Energy Efficiency

- Energy efficiency obligation scheme for energy distributors.
- Energy Fund of Funds providing soft loans for energy efficiency.
- Individual energy efficiency interventions and energy efficiency retrofits in governmental buildings.
- Implementation of information and education measures.
- Support schemes/incentives for promoting energy efficiency in households, enterprises and wider public.
- Energy efficient street lighting.
- Additional floor space “allowance” for buildings exceeding the minimum energy efficiency requirements set by national law.
- Advanced Metering Infrastructure Plan.
- Promotion of energy efficiency in enterprises, through voluntary commitments.
- Action plan for increasing energy efficiency in the road transport.
- Energy efficiency in the water sector.
- Vehicle excise duty based on CO2 emissions.
- Energy consumption fee for Renewable Energy Sources (RES) and energy efficiency applied on electricity bills.
- Excise tax on road transport fuels exceeding the minimum levels by EU legislation.

Security of supply and Internal Energy Market

- Exploitation of renewable energy sources and domestic hydrocarbon deposits.
- Creation of necessary infrastructure for Liquefied Natural Gas (LNG) import and future development of the internal gas network.

- Development of demand response and energy storage.
- Electricity interconnection between Cyprus, Crete, and Israel (Euroasia Interconnector).
- Connection of Cyprus with Israel and Greece with a natural gas pipeline (EastMed Pipeline).
- Concrete measures to tackle energy poverty.

Renewable energy sources

- Various RES Support schemes for Self-Consumption.
- Synergies with other sectors (energy efficiency, waste, security of supply and Internal Energy Market) to promote RES in all energy sectors.
- Support schemes for RES to participate in the electricity market.
- Replacement of old solar collectors for households.
- Replacement of solar collectors for commercial purposes and use of solar technologies for high process heat and/or solar cooling.
- Old vehicle scrapping scheme and financial incentives for the purchase of electric vehicles (both new and used).
- Promotion of the open loop geothermal energy.
- Installation of RES and energy efficiency technologies in public buildings.
- Electricity storage installations, framework development and possible financial incentives.
- Various other measures for RES in transport (new bus contracts (using alternative fuels, electricity, gas, and biofuels B100), use of biofuels (and biogas) in the transport sector.
- Other indirect measures that will help to increase energy efficiency and thus the RES share in transport.
- Statistical transfer of energy to be examined (exporting energy in case of electricity interconnector).

8 DECENT WORK AND ECONOMIC GROWTH



DEVELOPMENT IN NUMBERS	VNR 2017	VNR 2020	2017-2020 Growth
SDG08 – DECENT WORK AND ECONOMIC GROWTH OVERALL IMPLEMENTATION LEVEL (%)	73.75	81.13	10.00%
Real GDP per Capita (% change on previous year)	6.0	1.9	-68.3%
Young People Neither in Employment Nor in Education and Training (% of population aged 15-29)	18.0	14.1	-21.7%
Employment Rate (% of population aged 20-64)	68.7	75.7	10.2%
Long-Term Unemployment Rate (% of total active population)	5.8	2.1	-63.8%
People Killed in Accidents at Work (number per 100.000 employees)	1.3	2.3	77.5%
Involuntary Temporary Employment (% of employees aged 15-64 years)	15.2	12.8	-15.8%

Note: Green shows an improvement of the indicator, while red shows a decline in progress. White colour shows a stable performance.

DECENT WORK AND ECONOMIC GROWTH

SDG 8 | Promote sustained, inclusive and sustainable economic growth, full and productive employment and decent work for all

Highlights – 2020

- The first three quarters of 2020 indicate a drop in real GDP by 5.5% in Cyprus due to the pandemic, putting an end to the five years of consecutive economic growth.
- The long-term unemployment rate has been decreasing since 2015 and in 2020 stood at 2.1%, remaining unchanged compared to 2019, compared to 2.8% in the EU.

Covid Response

- The pandemic has had a significant impact on the economy as a whole, bearing heavily on the labour market and on economic activity, on the tourist sector, and on the quality of life and well-being.
- The Government adopted a support package of budgetary measures for income support and protection of employees and vulnerable groups, and direct support to enterprises.

Looking Ahead

- A new ambitious Long-Term Economic Strategy (LTES) is currently being prepared, aiming for a new growth model, to transform Cyprus into a productive, green, and digitalised economy, resilient to external shocks, and at the same time encompassing a fair and inclusive society.
- In alignment to this vision, an extensive investment plan of more than €3.6 billion for the period up to 2030 is now in progress, making considerable use of European Funds, including the Resilience and Recovery Fund (RRF).

	EU RANK	TREND
SUSTAINABLE ECONOMIC GROWTH		
Real GDP per capita (growth)	13	↗
Real GDP per capita	13	→
Investment share of GDP (Total investment)	20	↘↗
Investment share of GDP (Household investments)	1	→
Resource productivity and domestic material consumption	19	↗
EMPLOYMENT		
Young people neither in employment nor in education and training	27	↗↘
Employment rate	8	↘↗
Long-term unemployment rate	14	↗↘
Inactive population due to caring responsibilities	25	↘↗
DECENT WORK		
People killed in accidents at work	18	↘
In work at-risk-of-poverty rate	11	↗↘
Involuntary temporary employment	22	↗↘

Note: Data comes from the Statistical Service of Cyprus. EU rank presents the rank of Cyprus among the EU member states, for the most recent available year. Trend presents the 10-year trend from 2010-2019. Pos, Neg, Neg-Pos, and, Pos-Neg ↗↘ indicate a positive, a negative, a U-shape and an inverse U-shape trend, respectively. Green arrows indicate an improvement in the performance of Cyprus and red arrows indicate a decline in the performance of Cyprus. → indicates a constant trend. : indicates that the trend is not calculated, because less than 8 years of data are available.

NARRATIVE

Following the financial crisis in 2013, economic recovery resumed by 2015, with a solid growth path over the period 2015–2019. Before the onset of the COVID-19 pandemic in the beginning of 2020, the macroeconomic projections of both the national authorities and the European Commission, pointed towards another year of significant growth. However, the effects of the pandemic proved detrimental to the Cypriot economy, plunging it into a deep recession. The Government has taken measures to mitigate this effect, by offering a set of financial and incentive schemes targeting the creation of new jobs, the employment of young people and persons with disabilities, and overall people affected by the pandemic. A new ambitious Long-Term Economic Strategy (LTES) is currently being prepared, aiming for a new growth model, to transform Cyprus into a productive, green, and digitalised economy, resilient to external shocks and at the same time encompassing a fair and inclusive society.

ANALYSIS

Economic growth remained resilient for five consecutive years until 2019, despite the great imbalances of high debt and non-performing loans, which are a legacy of the 2013 crisis. Needless to say that, in 2020 this growing trend has been reversed by the pandemic (see Figure 21). For 2019, Cyprus ranked 13th among EU countries both in terms of the real GDP per capita (€24 570 relative to €27 970 in the EU), and its growth (1.9% relative to 1.3% in the EU). In terms of the total investment share of GDP, Cyprus is placed in the 20th position, but notably it ranks 1st among EU countries in household investment share of GDP (see Figure 22).

In terms of the main employment indicators, Cyprus ranks somewhere in the middle among EU countries. In particular, it is placed 14th in the employment rate (75.7% relative to 73.1% in the EU) having a U-shaped trend from 2010 onwards. In particular, the employment rate initially increased until 2014, and then a decrease in

Figure 21.: Real GDP per capita

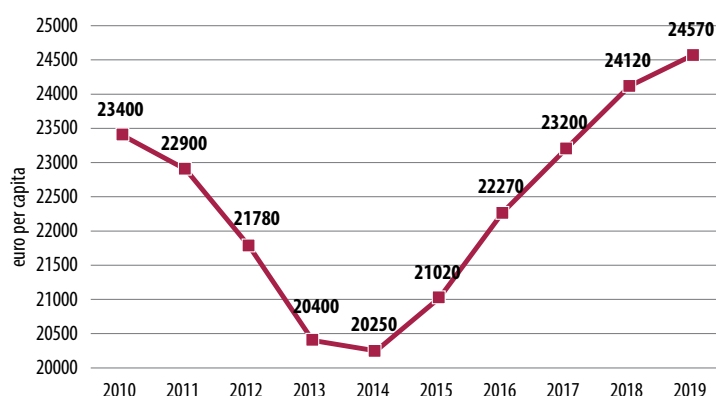


Figure 22.: Investment share of GDP

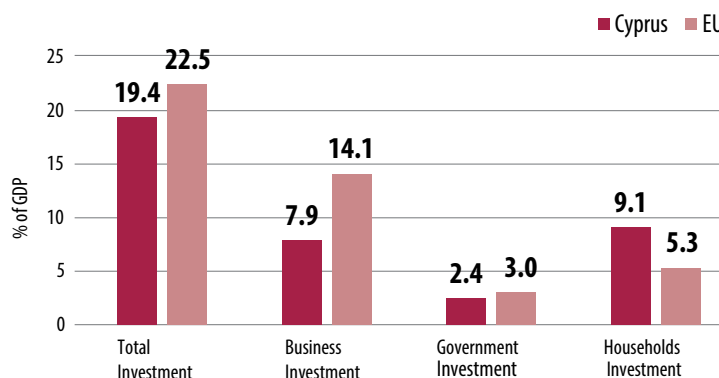
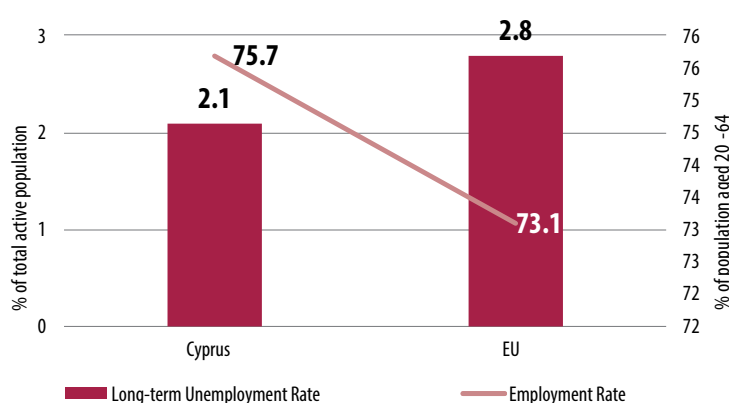


Figure 23.: Employment



the employment rate was observed. The long-term unemployment rate in Cyprus in 2019 was 2.1%, which is lower than the EU average of 2.8%, placing Cyprus in the 17th position (see Figure 23). The percentage of young people neither in employment nor in education and training remains a challenge at 14.1%, just above the EU

average, of 12.6%. Importantly, both indicators show an inverse-U shape trend between 2010 and 2019 capturing the economic conditions in Cyprus during this period.

A similar pattern, in terms of size and trend is observed for the decent work indicators. Specifically, Cyprus ranks 18th in the number of people killed in accidents at work per 100,000 employees (2.3 employees in Cyprus, and 1.8

employees in the EU), 11th in the percentage of employees with an equivalised disposable income below the risk-of-poverty threshold (6.7% in Cyprus, and 9% in the EU), and 22nd in the percentage of employees who could not find a permanent job (12.8% in Cyprus, and 7.9% in the EU). The improvements in the trend in all the aforementioned indicators shows the effectiveness of policies aimed at mitigating the effects of the economic crisis.

GOVERNMENT INITIATIVES

Promoting a New Growth Model

- An ambitious investment plan of more than €3.6 billion is being prepared for the period up to 2030, drawing significantly on European Funds, focusing on all three main pillars of environment, economic and social development.

Strong Support to Mitigate Covid-19 Impact on the Economy

- A generous package of €2.6 billion amounting to 12.5% of GDP has been adopted to mitigate the pandemic's impact on employment and growth. Key initiatives include subsidisation to enterprises for wage and loss of activity substitution as well as subsidies to the self-employed.

Enhancement of the Capacity of the Public Employment Services (PES)

- A series of measures to boost PES are currently under way in the framework of the project "Further Enhancement and Modernisation of PES II" (co-funded by the European Structural Funds).

Employment of Young People (aged -15-29 years old) Not in Employment or in Education or Training (NEETs)

- A scheme is promoted with a budget of a €10 million aiming to increase the employment opportunities of NEETs through the economic support of employers, to create new jobs, and to support youth to upgrade their digital competence and efficiency.
- The Scheme for the Employment and Training of Tertiary Education Graduates provides opportunities to tertiary education graduates who are under 30 years old to secure a suitable job and acquire work experience and specialised knowledge and skills.

Schemes Facilitating the Creation of New Jobs

- Wage Subsidies Schemes: Seven schemes were implemented during the period 2016 – 2020 which aimed towards helping employers hire unemployed persons. The schemes were addressed to the needs of those unemployed over 50 years old, the disabled, those suffering from chronic diseases, and recipients of GMI – (Guaranteed Minimum Income).
- The System of Vocational Qualifications (SVQ) has been designed for:
 - The assessment and certification of the competence of a person, to carry out a specific job in real or/and simulated working conditions and for facilitating training programmes.
 - The Standard Multi-Company Training Programmes for retraining of employed persons.

Promotion of Employment Equality Among Persons with Disabilities

- The following services are provided by the Department for Social Inclusion of Persons with Disabilities:
 - Scheme of providing financial assistance to persons with disabilities for the purposes of creating small units/enterprises. Scheme of subsidising organisations, which employ persons with disabilities to provide supported employment programmes. The Vocational Training Scheme which funds persons with disabilities with an amount of up to €1,708,60 in order to get training courses of their own choice, which will increase their employment possibilities.

9 INDUSTRY, INNOVATION AND INFRASTRUCTURE



DEVELOPMENT IN NUMBERS	VNR 2017	VNR 2020	2017-2020 Growth
SDG09 – INDUSTRY, INNOVATION AND INFRASTRUCTURE OVERALL IMPLEMENTATION LEVEL (%)	39.64	71.93	81.46%
Gross Domestic Expenditure on R&D (% of GDP)	0.5	0.6	31.3%
R&D Personnel (% of active population)	0.3	0.4	42.5%
Employment in High and Medium-High Technology Manufacturing and Knowledge-Intensive Services (% of total employment)	39.7	39.6	-0.3%
Patent Applications to the European Patent Office (number per million inhabitants)	46.0	53.7	16.6%

Note: Green shows an improvement of the indicator, while red shows a decline in progress. White colour shows a stable performance.

INDUSTRY, INNOVATION AND INFRASTRUCTURE

SDG 9 | Build resilient infrastructure, promote inclusive and sustainable industrialisation, and foster innovation

Highlights – 2020

- The newly established Deputy Ministry of Research, Innovation and Digital Policy is responsible for enabling and accelerating Cyprus' digital transformation and innovation.
- Cyprus is making notable progress in its development towards a knowledge-based economy and digital technology, marking the highest improvement towards the SDG implementation, moving from the low 39.64% in 2017 to 72 % in 2020 implementation overall.
- Six Centres of Excellence in Research & Innovation have secured a total of €90 million under the relevant EU framework "Horizon 2020".
- A New Industrial Strategy Policy of Cyprus has been adopted in 2019, geared towards innovation, digitalisation, and cyclical economy.
- Sustainable Urban Mobility Plans (SUMP) have been developed for two major cities, promoting a holistic policy towards sustainable transport.

Covid Response

- New electronic services have been developed to accommodate the constant and urgent needs of the pandemic, including the operation of the CYFlightpass, the call centre, the vaccination platform, the use of sms texts to approve exceptional movements, and the development of the official application "CovTracer - Exposure Notification (CovTracer-EN)" to detect possible contacts of confirmed cases.
- Digitalising services has enabled the adoption of teleworking in both the public, and the private sectors, including tele-schooling.

Looking Ahead

- Out of the Resilience and Recovery Programme €282 million will be allocated towards Digitalisation and €64 million for Research and Innovation for the period 2021-2026.
- The national target for R&D expenditures as a percentage of GDP has been set to reach 1.50% by the year 2023.

	EU RANK	TREND
R&D AND INNOVATION		
Gross Domestic Expenditure on R&D (All Sectors)	25	↗
Gross Domestic Expenditure on R&D (Business Enterprise Sector)	26	↗
Gross Domestic Expenditure on R&D (Government Sector)	25	↘
Human Resources in Science and Technology	10	↗
R&D Personnel (All Sectors)	26	↗
Employment in High and Medium-High Technology Manufacturing and Knowledge-Intensive Services	21	↗
Patent Applications to the European Patent Office	14	→
SUSTAINABLE TRANSPORT		
Average CO ₂ Emissions Per Km from New Passenger Cars	17	↘

Note: Data comes from the Statistical Service of Cyprus. EU rank presents the rank of Cyprus among the EU member states, for the most recent available year. Trend presents the 10-year trend from 2010-2019. Pos, Neg, Neg-Pos, and, Pos-Neg ↗ ↘ indicate a positive, a negative, a U-shape and an inverse U-shape trend, respectively. Green arrows indicate an improvement in the performance of Cyprus and red arrows indicate a decline in the performance of Cyprus. → indicates a constant trend. : indicates that the trend is not calculated, because less than 8 years of data are available.

NARRATIVE

In today's world, digital transformation and innovation are a necessity that presents an enormous growth potential for countries across the globe. Through its digital transformation agenda, Cyprus aims to implement a wide range of technological, economic, and societal innovations that will result from the overall policy and strategy of the newly established (since March 2020) Deputy Ministry of Research, Innovation and Digital Policy (DMRID). The Deputy Ministry is responsible for enabling and accelerating Cyprus' digital transformation, while leveraging technology and innovation to stimulate sustainable growth and vibrant economic activity, and help solve the numerous pressing challenges of our time. Cyprus' new Industrial Strategy, which also includes the circular economy, will give a boost to the industrial ecosystem, increasing its export capacity and growth potential.

ANALYSIS

Cyprus is placed among the last countries within the EU in regards to R&D expenditures, even though the country has experienced considerable progress (see Figure 24). Specifically, the gross domestic expenditure on R&D is 0.62% of the GDP, placing Cyprus 25th among EU members (the EU average is 2.2%). Importantly, R&D expenditures show a positive trend between 2010 and 2019, indicating the effectiveness of Government efforts toward the increase of the stock of knowledge, which comes from R&D. A similarly low performance is observed, in terms of relative position and trend, in the R&D expenditures deriving from the business enterprise, the Government, and the higher education sectors.

In terms of various other R&D and innovation indicators, Cyprus in most indicators ranks at the lower end among EU countries. Exceptionally, it is placed 10th in the percentage of active population aged 25-64 who are employed in science and technology (52.5% relative to 46.9% in the EU (see Figure 25)). However, it ranks 26th in the percentage of persons employed directly in R&D (0.4% relative to 1.4% in the EU), 21st in the percentage of persons employed in high- and medium-high technology manufacturing sectors

Figure 24.: Gross Domestic Expenditure on R&D

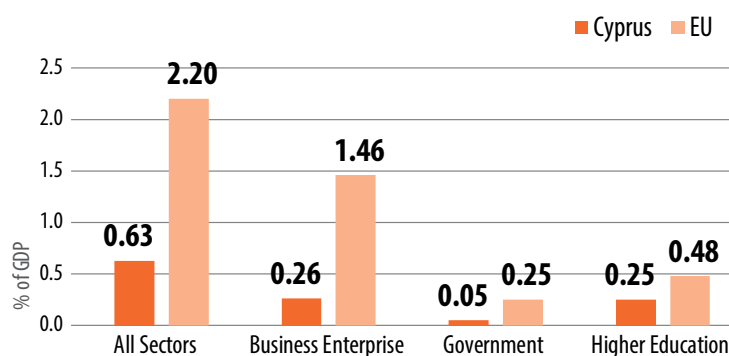
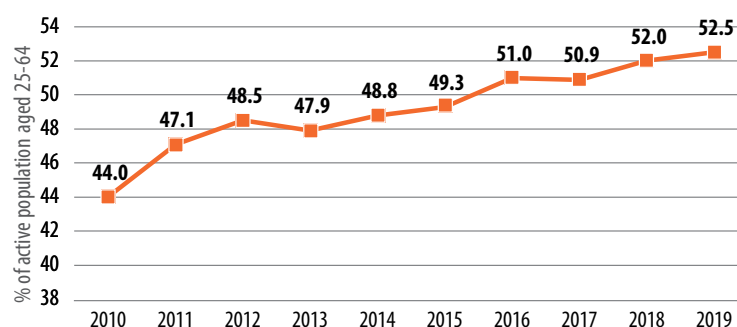


Figure 25.: Human Resources in Science And Technology



and in knowledge-intensive service sectors (39.6% relative to 45.2% in the EU). Finally, it ranks 14th in the number of patent applications to the European Patent Office per million inhabitants (53.7 relative to 148.7 in the EU). Noteworthy, all indicators have a positive trend from 2010 onwards, indicating a continuous improvement in R&D and innovation in the country.

The performance of each EU member state as to its digital transformation is expressed in the Digital Economy and Society Index (DESI) issued by the European Commission every year. According to the latest DESI 2020 results, Cyprus placed 27th among EU members with a connectivity score of 38.5, compared to the 50.1 EU average. Cyprus lags behind in ultrafast broadband coverage, fast broadband uptake and ultrafast broadband uptake, and the broadband price index. Additionally, the Cyprus Competitiveness Report 2019 finds that connectivity is a weak spot for Cyprus, along with digital skills, which are both below the EU average. While Cyprus performs well in the household with broadband access, and gap in broadband access indicators, it demonstrates very low fibre deployment for very high-capacity networks.

Finally, in terms of sustainable transport, in Cyprus, the share of collective transport (buses) modes in total inland passenger transport performance is very low with only 2,44% of commutes using public transport while the majority of commutes uses private cars.

Regrettably, the average CO₂ emissions per km from new passenger cars in Cyprus with 123.3 grams of CO₂ per kilometre is above the EU average of 119.6 grams of CO₂ per kilometre. This places Cyprus 17th among EU countries, but the negative trend observed shows an improvement.

GOVERNMENT INITIATIVES

Accelerating Digital Transformation

Preparations for the transposition of the European Electronic Communications Code (EECC) into Cypriot law. Additionally, a new law concerning radio frequency management issues is under way.

Promoting Connectivity & High-Capacity Networks

- Cyprus has met the 2020 target for ubiquitous 30 Mbps coverage.

Increasing Digital Awareness:

- Alignment with the targets of the European Gigabit Society and the 5G Action Plan.
- Free Wi-Fi access in public buildings, remote villages, and selected public spaces, including buses, bus stations and multimodal points along public transport routes.
- 2019 Pilot Voucher Scheme subsidised new subscriptions (or upgrades) for speeds of 100 Mbps and above for a duration of 12 months.

A New National Broadband Plan aims to help reach the EU's 2025 connectivity objectives. It includes the following reforms and Investments through funding from the Resilience and Recovery Fund Reforms:

- Empower the National Regulatory Authority in addressing affordability of broadband services for the end-users.
- Empower the national Broadband Competence Office as the single point of contact for public investment and cooperation with private investors and facilitators of the necessary administrative procedures, as well as a primary contributor to the preparation and implementation of the common Union Toolbox for Connectivity.

Investments:

- Expansion of Very High-Capacity Networks in underserved areas.
- Enhance building cabling to be "Gigabit-ready", promote connectivity take-up, and encourage end users to connect with very high-capacity networks considering cost-reduction deals.
- Creation of the Digital Services Factory, that will standardise and industrialise the development of digital micro-services and ensure citizen's needs are satisfied.

- Creation of Digital Twins of Mobility Networks, securing coverage and availability of information to responsible agencies to manage incidences and users to make appropriate choices for route and mode.

Research & Innovation (R&I)

- Development and adoption of a comprehensive national R&I policy supported by data-driven policy tools to support the R&I ecosystem, and enhance links between policy-making and implementation.
- Design and promote incentives to encourage and attract investments and human capital in R&I
- Introduction of policies and incentives to facilitate and foster access to publicly-funded research infrastructure and laboratories.



Six Centers of Excellence in R&I have secured a total of €90m under the relevant EU framework "Horizon 2020" in addition to €15m state support to each one for a period of 15 years

- Cyprus is a blooming innovation ecosystem within the Eastern Mediterranean region with a strong patenting activity of 432 recorded patents.
- Through the increased Research and Innovation target (estimated to reach 1.50% of GDP by 2023) the aim is to strengthen links between research organisations and private firms, commercialise research results, increase intensity of R&D activity, hence investments, by both public and private organisations, and make research infrastructure accessible to the entire ecosystem.

Circular Economy

The new Industrial Strategy aims to enhance the Cyprus circular economy model, through the implementation of a concrete action plan, which focuses, inter alia, on creating a culture among citizens (sustainable consumption) and businesses (manufacturers/entrepreneurs), provide effective incentives for industry to invest in circular economy and develop the necessary infrastructure.

10 REDUCED INEQUALITIES



DEVELOPMENT IN NUMBERS	VNR 2017	VNR 2020	2017-2020 Growth
SDG10 – REDUCED INEQUALITIES OVERALL IMPLEMENTATION LEVEL (%)	74.94	81.83	9.19%
Purchasing Power Adjusted GDP per Capita (volume indices of real expenditure per capita (index, EU27_2020 = 100))	83.0	90.0	8.4%
Adjusted Gross Disposable Income of Households per Capita (Purchasing power standard (PPS) per inhabitant)	€17,648	€20,765	17.7%
Relative Median At-Risk-Of-Poverty Gap (% distance to poverty threshold)	19.8	16.0	-19.2%
Income Distribution (Income quintile share ratio)	5.2	4.6	-11.9%
Asylum Applications - First Time Applicant (number per million inhabitants)	3,335	14,394	331.6%

Note: Green shows an improvement of the indicator, while red shows a decline in progress. White colour shows a stable performance.

REDUCED INEQUALITIES

SDG 10 | Reduce income inequality within and among countries

Highlights – 2020

- Cyprus ranks close to the middle among EU member states in the inequalities within countries indicators.
- Cyprus, as a border country of the EU, has the highest number of first-time asylum applications among the EU27.
- Projects are in progress, including those drawing on European Funds, for the welfare, training, and social inclusion of asylum seekers.

Covid Response

- Cyprus adopted a support package for employees, the self-employed, vulnerable groups and businesses, which in 2020 amounted to €2.6 billion or 12.5% of GDP.
- The country implemented 14 special schemes to provide financial help, such as wage compensation for affected employees and the unemployed, including the self-employed, working parents, and employees in small businesses and businesses, which had to suspend their operations totally or partially. The majority of employees in the private sector received some form of wage compensation.

Looking Ahead

- Improvement of the operational performance of Public Employment Service (PES) in order to provide better service to the unemployed and to employers.
- Provision of incentives for the employment of young people Not in Employment, Education or Training (NEETs), enhancement of outreach activities for NEETs and facilitation of the integration of young registered unemployed in the labour market by promoting their coaching and career guidance through effective co-operation with academic institutions and training centres.
- Drafting of the multidimensional Strategic Action Plan for the Integration of asylum seekers.

	EU RANK	TREND
INEQUALITIES BETWEEN COUNTRIES		
Purchasing Power Adjusted GDP per Capita	15	↗↘
Adjusted Gross Disposable Income of Households per Capita	11	↗↘
INEQUALITIES WITHIN COUNTRIES		
Relative Median At-Risk-Of-Poverty Gap	4	→
Income Distribution	15	↗↘
Income Share of the Bottom 40% of the Population	16	↘↗
MIGRATION AND SOCIAL INCLUSION		
Asylum Applications (First Time Applicant)	27	↘
Early Leavers from Education and Training (Citizen of Non-EU27 Reporting Countries)	11	→
Young People Neither in Employment nor in Education and Training (Citizen of Non-EU27 Reporting Countries)	13	→
Employment Rate (Citizen of Non-EU27 Reporting Countries)	11	↘

Note: Data comes from the Statistical Service of Cyprus. EU rank presents the rank of Cyprus among the EU member states, for the most recent available year. Trend presents the 10-year trend from 2010-2019. Pos, Neg, Neg-Pos, and, Pos-Neg ↗↘ indicate a positive, a negative, a U-shape and an inverse U-shape trend, respectively. Green arrows indicate an improvement in the performance of Cyprus and red arrows indicate a decline in the performance of Cyprus. → indicates a constant trend. : indicates that the trend is not calculated, because less than 8 years of data are available.

NARRATIVE

Income inequality in Cyprus decreased during the period of 2014-2018, reaching the 2008 level again, after increasing in the years running up to the financial crisis of 2011-2013. The pandemic is anticipated to exacerbate income inequality in Cyprus; the Government has already taken drastic measures to mitigate this by taking relevant actions including wage and social protection policies and the enforcement of the Equality Law. Cyprus has been greatly impacted by the latest migrant crisis in the Middle East, and in collaboration with the EU, and under the AMIF funds, has implemented projects to handle the crisis.

ANALYSIS

The 2008 worldwide economic and financial crisis, along with the Cyprus deposit haircut in 2013, had, as expected, a negative impact on the country's economy. However, Cyprus is ranking 15th among EU member states in regard to the purchasing power adjusted GDP per capita and 11th in adjusted gross disposable income of households per capita (see Figure 26). It is important to note that both indicators follow a U-shaped trend, which reflects the crisis period (2010-2014), and the recovery period (2014-2019).

Similarly, Cyprus ranks close to the middle among EU member states with respect to inequalities within the country (see Figure 27). In particular, Cyprus ranks 15th in the income distribution indicator, which is the ratio of total income received by the 20% of the population with the highest income to that received by the 20% of the population with the lowest income (4.6% relative to 5% in the EU). Additionally, it is 16th in the income share of the bottom 40% of the population (21.5% relative to 21.4% in the EU). The observed trend suggests an improvement for both indicators from 2010 to 2019. A positive note concerning the inequality within the country is the 4th position held by Cyprus in the relative median at-risk-of-poverty gap. The value of the indicator in Cyprus is 16% (stable from 2010-2019), while the EU average is 24.5%.

Cyprus, as a border country of the EU, has the highest number of first-time asylum applications.

Figure 26.: Inequalities Between Countries

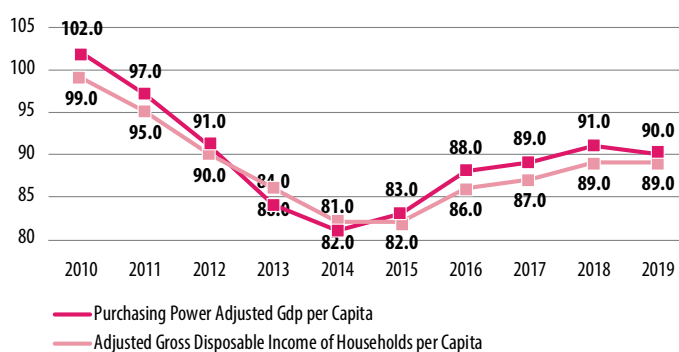


Figure 27.: Inequalities within countries

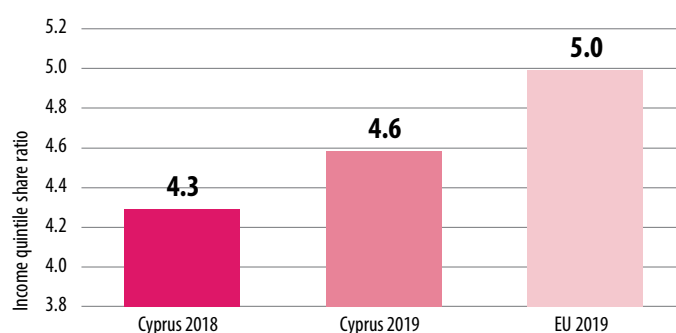
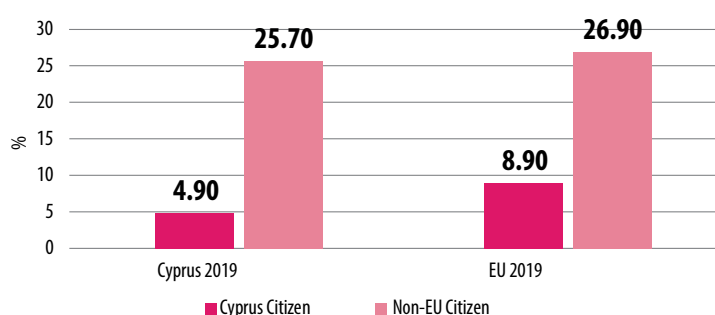


Figure 28.: Migration and Social Inclusion



In particular, for 2019 Cyprus had 14,394 applications per million inhabitants, while the EU average for the same year was 1,411. Concerning the three indicators for social inclusion of non-EU citizens, it is observed that they are poorer than Cypriot citizens, even though non-EU citizens in Cyprus performed better than in most EU countries, reflecting the support efforts by Cyprus. Specifically, Cyprus is placed 11th in the percentage of non-EU early leavers from education and training (25.7% relative to 26.9% in the EU), 13th in the percentage of young people neither in employment nor in education and training (22.1% relative to 24.2% in the EU) and 11th in the employment rate (68.9% relative to 60% in the EU). The comparison between Cypriots and non-EU citizens is reflected in Figure 28.

GOVERNMENT INITIATIVES

Addressing within country income inequality via wage and social protection policies

- New collective agreements have been reached for the construction and tourism sectors to include provisions for wage floors for the hotel industry and minimum working hours, and overtime pay for both industries.
- An inspection mechanism has been set up, so that inspections are carried out in order to safeguard the enforcement of the Equality Law. Inspections also investigate issues relating to undeclared and illegal work.
- A minimum wage legislation is in place covering a limited number of professions that are hard to unionise (sales assistants, care takers etc.).

Mitigating the Migrant Crisis via AMIF projects

- Drafting of a multidimensional Strategic Action Plan for the Integration of migrants.
- Updating, monitoring and evaluating the National Action Plan on Integration and the national integration strategy, in general.
- Integration measures targeting the education sector. The Greek language courses for adults and minors as well as mediation services in schools implemented under the 2014-2020 Programming Period will be continued.
- Operation of Migrant Information Centres.
- Language advancement programme for minor third-country nationals to improve their language skills and promote their inclusion in society.
- Vocational orientation and training to third-country nationals to facilitate their integration in the labour market.
- An extensive awareness campaign against xenophobia, mainly targeting the young population.

11 SUSTAINABLE CITIES AND COMMUNITIES



DEVELOPMENT IN NUMBERS	VNR 2017	VNR 2020	2017-2020 Growth
SDG11 – SUSTAINABLE CITIES AND COMMUNITIES OVERALL IMPLEMENTATION LEVEL (%)	92.81	77.34	-16.67%
Overcrowding Rate (% of population)	1.4	2.2	57.1%
Population Living in Households Considering that they Suffer from Noise (% of population)	17.2	15.4	-10.5%
Exposure to Air Pollution - Particulates <2.5Mm (µg/m3)	17.2	13.2	-23.3%
People Killed in Road Accidents (number per 100.000 persons)	6.7	5.6	-16.4%
Recycling Rate of Municipal Waste (% of total waste generated)	16.5	15.0	-9.3%

Note: Green shows an improvement of the indicator, while red shows a decline in progress. White colour shows a stable performance.

SUSTAINABLE CITIES AND COMMUNITIES

SDG 11 | Make cities and human settlements inclusive, safe, resilient, and sustainable

Highlights – 2020

- During the 2017-2020 period, Urban Local Authorities were allocated €115 million to implement projects for the main historic centres of the four urban municipalities.
- The New Housing Policy Framework was revised in 2020, aiming at promoting affordable housing and allocating public funds to specific population groups, for housing purposes, through simplified procedures.
- The implementation of a New Planning & Building Permit Policy concerning the construction of up to two residential units, based on a digitalised application process, expedites the issuance of permits.

Covid Response

- The Ministry of Interior implemented arrangements for the electronic submission of applications for various schemes, adapted policies to the specific circumstances created by the pandemic, extended the duration of existing projects, facilitated licensing in large investments to encourage and assist development in affected sectors.

Looking Ahead

- The National Strategy for the Development of Mountain Communities aims at boosting the quality of life and promoting sustainable development in mountain communities.
- The new housing support scheme for rural and remote areas will be reassessed regularly to increase incentives for young couples and large families to relocate and revive rural communities.
- From January 2022 all planning and building permit applications will only be submitted electronically and will be processed within 10 days.
- The transition to e-processes is the strategic target of the Department of Lands and Surveys, for the efficient planning and design of smart cities.
- An extensive local Government reform will reduce the number of Municipalities, leading to economies of scale and better services to citizens.

	EU RANK	TREND
QUALITY OF LIFE IN CITIES AND COMMUNITIES		
Population living in Overcrowded Homes	1	↗
Population Living in Households Considering that they Suffer from Noise	15	↓
Exposure to Air Pollution (Particulates <2.5Mm)	16	↓
Population Living in a Dwelling with a Leaking Roof, Damp Walls, Floors or Foundation or Rot in Window Frames of Floor	27	↗
Population Reporting Occurrence of Crime, Violence or Vandalism in their Area	19	→
SUSTAINABLE MOBILITY		
People Killed in Road Accidents	16	→
Recycling Rate of Municipal Waste	20	↑
Settlement Area Per Capita	8	:

Note: Data comes from the Statistical Service of Cyprus. EU rank presents the rank of Cyprus among the EU member states, for the most recent available year. Trend presents the 10-year trend from 2010-2019. Pos, Neg, Neg-Pos, and, Pos-Neg ↗ ↘ indicate a positive, a negative, a U-shape and an inverse U-shape trend, respectively. Green arrows indicate an improvement in the performance of Cyprus and red arrows indicate a decline in the performance of Cyprus. → indicates a constant trend. : indicates that the trend is not calculated, because less than 8 years of data are available.

NARRATIVE

Cyprus, via the absorption of relevant EU funds, the development of targeted measures and policies, and the implementation of various projects, is focusing on making urban and rural communities more inclusive and sustainable. Strategies like the “Integrated Sustainable Urban Development Plans” and the “Strategy for the sustainable development of rural communities and municipalities” drive key initiatives like urban mobility projects and the revitalisation of main historic centres suffering from broad degradation and socioeconomic challenges. New housing policies aim to provide more affordable housing options both in urban and in rural areas. Finally, the proposed local Government reform aims to help local communities tackle inefficiencies, become more sustainable, and provide a higher quality of life for its citizens.

ANALYSIS

Cyprus is the country with the lowest percentage of its population living in an overcrowded household (2.2% relative to 17.2% in the EU). However, Cyprus is below other European countries in terms of housing quality. In particular, with 31.1% of its population living in a dwelling with a leaking roof, damp walls, floors or foundation, or rot in window frames of floor, it ranks last among the EU27. About 15.4% of the population is living in households deemed to be suffering from noise, with Cyprus ranking 15th among the EU27. Another relatively poor score, with Cyprus ranking 19th among EU27, refers to the 12.7% of the population that has reported occurrences of crime, violence, or vandalism in their area (see Figure 29). The quality of life in Cyprus is rather negatively affected by air pollution which, to a great extent is due to the impacts of climate change. Cyprus holds the 16th place among EU member states with 13.2 µg/m³ relative to 12.6 µg/m³ (on average) in the EU (see Figure 30).

The performance of Cyprus in terms of sustainable mobility is relatively poor with public transport comprised only of buses that handle just 2,44% of the commuters. On the other hand, Cypriots enjoy greater space than the EU

Figure 29.: Quality of Life in Cities and Communities

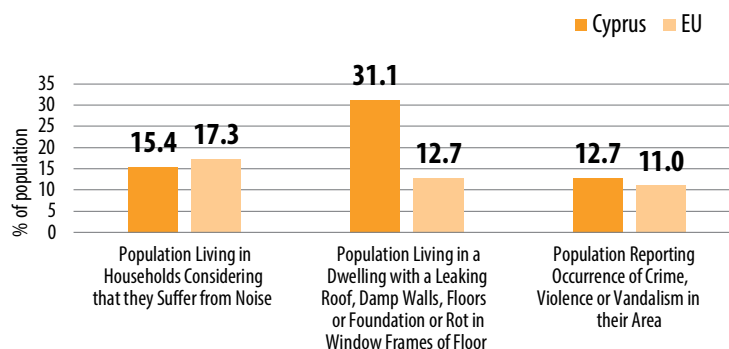
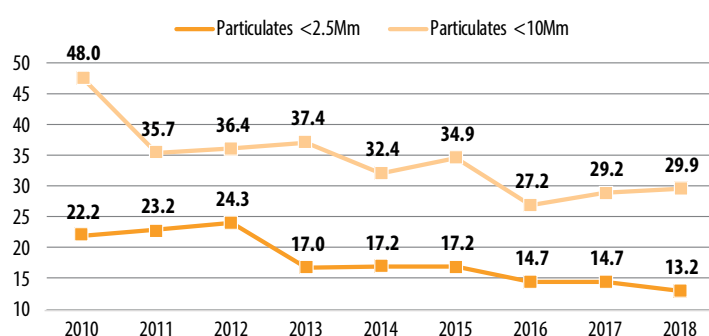


Figure 30.: Exposure to Air Pollution Particulates <2.5Mm



average with the per capita settlement area being 939 m² relative to 703.4 m² per capita in the EU. In addition, Cyprus underperforms, holding the 16th place in the number of people killed in road accidents per 100,000 persons (5.6 relative to 5.2 in the EU). Finally, the country continues to face considerable challenges with respect to municipal waste recycling, ranking 20th in the EU with only 15% of the total municipal waste produced being recycled (15% in Cyprus, relative to 47.6% in the EU).

GOVERNMENT INITIATIVES

Proposed Local Government Reform

- As Local Administration faces unprecedented challenges and operational difficulties, an extensive Reform is promoted that aims to provide for less, but stronger and more capable local authorities that live up to the expectations of the people and the demands of the modern era.
- Three law bills have been drafted incorporating the main objectives of the reform. Some of these main objectives include the reduction of the number of municipalities to ensure viability, the creation of community clusters for the provision of centralised services, the introduction of a new model of administration, the transfer of new competences from central Government and its decentralised units to the municipalities to increase the range of services at a lower cost where possible, and improvement in efficiency of water supply, sewerage and solid waste management by creating district organisations to undertake this task.
- The reform is expected to yield significant savings, ranging from €30 to €50 million.

National Strategy for the Development of Mountain Communities (NSDMC)

- NSDMC was adopted in October 2019 and aims to revitalise the region of the Troodos Mountain communities by creating jobs, promoting tourism, and supporting agricultural and cottage industries.
- The strategy envisions 250 actions to be taken until the year 2030 for boosting the quality of life and promoting sustainable development in mountain communities for 30,000 residents. It is expected that by 2023 approximately 140 short-term actions will be implemented.

Integrated Sustainable Development

- During the period January 2017-December 2020, Urban Local Authorities were granted a total of €115 million to implement 25 projects through the European Regional Development Fund (ERDF) in the context of Integrated Sustainable Urban Development Plans/Strategies for the main historic centres of the four urban municipalities which still suffer from broad degradation and socioeconomic challenges including abandoned commercial areas and houses, poverty and unemployment, inadequate sustainable transport systems, insufficient parking spaces and limited green spaces.
- Nineteen similar projects, of a total of €15 million were promoted for implementation

in the rural areas through the European Agriculture Fund for Rural Development (EAFRD).

- The projects highlight urban mobility actions like footpaths and safe access for all, including persons with disabilities and the elderly. The implementation of these and similar kind of projects will continue and will be included in the new programming programme for the period 2021-2027.
- Cyprus is currently updating its “Strategy for the sustainable development of rural communities and municipalities” in an effort to assess the needs and challenges of rural communities, and identify their assets and potential for development including agro-tourism activities.

Smart Cities

- The implementation of smart city solutions in Cyprus has been very limited, with various municipalities making their own independent ‘smart city plans’, at different speeds and levels, without any coordination.
- Strategic sustainable urban planning and ‘Smart Cyprus’ actions are now under a smart city strategy coordinated by the newly established Deputy Ministry of Research, Innovation and Digital Policy.

Housing

- A new Housing Policy Framework introduced in 2019 enhances spatial planning policies for affordable housing, both for freehold house-ownerships and rental tenures. The new policy through the implementation of specific measures and actions aims to increase the supply of affordable housing units and at the same time allocate public funds for housing purposes to specific population groups and targeted areas, in a more efficient and effective way, by adopting simplified procedures. Effort is being made to create conditions for the production of affordable housing and the creation of a sufficient number of housing units.

Sustainable Transport

- The improvement of Public Transport is promoted throughout Cyprus with new concessions for buses. Also, the tram /BRT corridors are examined in Nicosia. Currently implementing the early winners for Sustainable Urban Mobility Plans (SUMP) for two main cities, Lemesos and Larnaka, which focus on enhancing multimodality by promoting public transport and other forms of active modes of transport namely walking and cycling by the creation of sidewalks and cycleways, redistribution of existing road space in favour of sustainable mobility, traffic management

for relieving traffic congestion and traffic calming. In addition, attention is given to the needs of specific groups – that is, people with disabilities, the elderly, children, young people, pupils and students and low-incomers. It also focuses on integrated parking control policies, freight logistics, road safety and the implementation of any relevant innovative measures and policies appropriate to conditions of the study area. Nicosia SUMP revision will commence within this year, and Ammochostos and Pafos SUMP are expected to be tendered within 2021.

- The use of electric cars is also encouraged by building charging stations and through a subsidy scheme for their purchase as well as subsidies for the renewal of old polluting rolling stock with zero emission cars.

Noise Pollution

- Implementation of the Action Plan for the 2nd and 3rd Round of the Strategic Noise Mapping, with the coordination of Ministries and Departments has been implemented in 2012 and 2017, respectively.
- Specification of noise limit values for the day-evening-night (Lden) and night (Lnight) indicators, per type of noise (road, rail, aviation, and industrial facilities), the excess of which will involve the intervention of competent authorities for the study or the imposition of noise reduction measures, its legal approval pending under the Environmental Noise Law.
- Quiet areas of agglomerations (Nicosia, Pafos) have been designated and approved by the Minister of Agriculture, Rural Development and Environment.

Waste Management

- Cyprus is promoting the compulsory establishment of “Pay as you Throw” schemes by the local authorities, on an island-wide scale, within the next year. The programme which was already implemented successfully on a pilot scale in the Aglantzia Municipality, provides for the disposal of mixed municipal waste in prepaid bags only. This will be introduced alongside the establishment of separate collection systems for municipal waste, including organic waste. The objective is to reduce the amount of mixed waste generated, thereby diverting waste and particularly biowaste from landfills, to increase recycling rates and to raise public awareness on appropriate waste management and prevention.

Protection of Cultural Heritage

- On the initiative of Cyprus, a resolution on Cultural Rights and the Protection of Cultural Heritage was unanimously adopted by the UN Human Rights Council in Geneva, in March 2018. Within this context, the Ministry of Foreign Affairs and the Commissioner for Volunteerism and Non-Governmental Organisations in co-operation with the Council of Europe and the European Union organised in 2019 a two-day Conference on promoting and raising awareness regarding the Council of Europe Convention on Offences relating to Cultural Property.



12 RESPONSIBLE CONSUMPTION AND PRODUCTION



DEVELOPMENT IN NUMBERS	VNR 2017	VNR 2020	2017-2020 Growth
SDG12 – CONSUMPTION AND PRODUCTION OVERALL IMPLEMENTATION LEVEL (%)	39.62	54.61	37.85%
Average CO ₂ Emissions per Km from New Passenger Cars (g CO ₂ per km)	129.8	123.3	-5.0%
Energy Productivity (euro per kg of oil equivalent)	7.0	7.4	6.1%
Volume of Freight Transport Relative to Gross Domestic Product (Index, 2010=100)	55.9	76.2	36.3%
Generation of Waste Excluding Major Mineral Wastes (kg per capita)	757.0	930.0	22.9%

Note: Green shows an improvement of the indicator, while red shows a decline in progress. White colour shows a stable performance.

RESPONSIBLE CONSUMPTION AND PRODUCTION

SDG 12 | Ensure sustainable consumption and production patterns

Highlights – 2020

- Cyprus is facing significant challenges regarding responsible consumption and production.
- Remaining significant challenges pertain to the generation and recycling rate of waste with severe deficit in achieving the national targets deriving from EU legislation.
- Cyprus also underperforms in final energy consumption and resource productivity.
- Significant reform measures are under way for a more effective and decentralised waste management system.
- Cyprus is among the top 3 EU countries with the lowest generation of waste (excluding mineral waste) even though the amount of waste per capita increased from 757kg in 2014 to 930kg in 2018 compared to 1818kg in the EU.

Covid Response

- The pandemic increased consumption of one-use plastic utensils and personal protective equipment.

Looking Ahead

- Implementation of the National Action Plan for the Circular Economy introducing new industry requirements for the durability, and high-quality recycling of products.
- Intensification of efforts to reach the 2035 goals of 65% recycling of municipal waste and the 10% of treated waste reaching the landfills, as mandated by EU directives on waste management.
- Compulsory establishment of separate collection systems for municipal waste by local authorities.
- Adoption of the “Pay as you Throw Principle” in municipal waste management.
- Wider adoption of the European Eco-management and Audit Scheme aiming to reach the target of 50% of green public procurement.
- Adoption of sustainable production by emphasising on developing a competitive agriculture sector primarily through agri-tech and strong collaboration with business, higher-education institutions, and research centres.
- Promotion of sustainable tourism and improvement of agro-tourism.

	EU RANK	TREND
DECOUPLING ENVIRONMENTAL IMPACTS FROM ECONOMIC GROWTH		
Resource Productivity and Domestic Material Consumption	19	↗
Average CO2 Emissions per Km from New Passenger Cars	17	↘
Energy Productivity	12	↗
Volume of Freight Transport Relative to Gross Domestic Product	24	↘↗
WASTE GENERATION AND MANAGEMENT		
Recycling Rate of Waste Excluding Major Mineral Wastes	21	:
Circular Material Use Rate	23	↗
Generation of Waste Excluding Major Mineral Wastes (Hazardous and Non-Hazardous)	3	:

Note: Data comes from the Statistical Service of Cyprus. EU rank presents the rank of Cyprus among the EU member states, for the most recent available year. Trend presents the 10-year trend from 2010-2019. Pos, Neg, Neg-Pos, and, Pos-Neg ↗ ↘ indicate a positive, a negative, a U-shape and an inverse U-shape trend, respectively. Green arrows indicate an improvement in the performance of Cyprus and red arrows indicate a decline in the performance of Cyprus. → indicates a constant trend. : indicates that the trend is not calculated, because less than 8 years of data are available.

NARRATIVE

Cyprus is promoting a new growth model aiming at the diversification of additional sectors, including a competitive agricultural sector, a competitive light manufacturing sector that includes production in areas of green-tech, agri-tech, and a sustainable tourism sector. It also aims at promoting a circular economy in an effort to cope with the significant challenges pertaining to effective waste management. Significant investments are foreseen in the new investment plan that will be greatly financed by the Resilience and Reform Fund, that aim to help reach the goals set in the latest EU Directives on Waste Management, particularly, as it pertains to the reuse and recycling of municipal waste (60% by 2030), the recycling of packaging waste (70% by 2030), the ban of landfilling of recyclable waste from 2030, and the enforcement of the separate collection of biowaste, textiles and household hazardous waste as mandatory. Targeted Government initiatives, among others, aim to enhance the coordination between different administrative levels and the eminent reform of the local authorities will empower their imperative shift towards higher levels in the waste management pyramid towards a more sustainable model of consumption.

ANALYSIS

Cyprus seems to fall behind in terms of the environmental impact generated from economic growth. In particular, Cyprus holds the 19th place in the resource productivity index, measured as the gross domestic product divided by domestic material consumption (the total amount of materials directly used by an economy). The value of the index in Cyprus in 2019 was 154.3, compared to the EU average, which was 136.5. Additionally, Cyprus ranks 17th in the average CO₂ emissions from new passenger cars with, 123.3g CO₂ per km relative to 119.6g CO₂ per km in the EU (see Figure 31), and 12th in energy productivity (€7.4 per kg of oil equivalent relative to €8.4 per kg of oil equivalent in the EU). Finally, the volume of freight transport in Cyprus, relative to its GDP places the country in one of the last places among EU countries. Specifically, the value of the index in Cyprus in 2018 was 76.2, compared to the EU average, which was 96.6.

Figure 31.: Average CO₂ Emissions per Km from New Passenger Cars

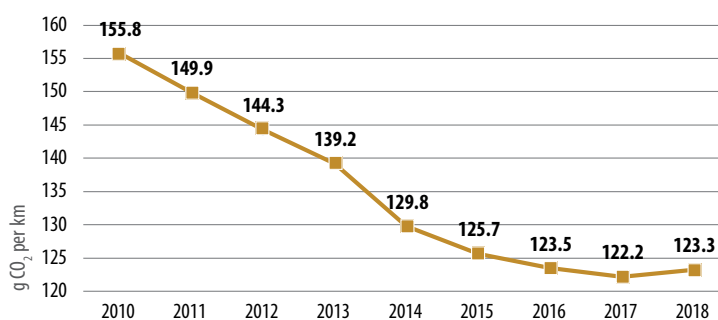
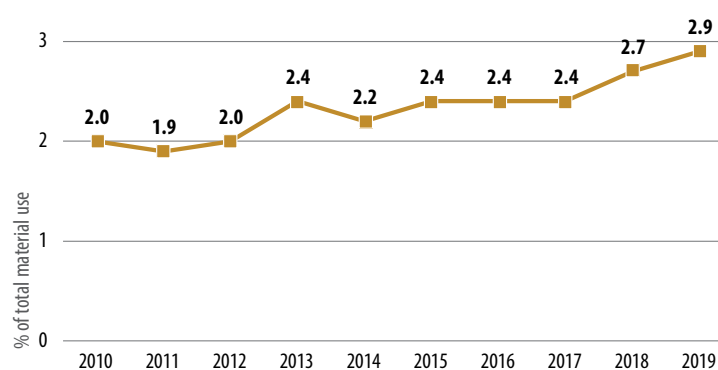


Figure 32.: Circular Material Use Rate



In terms of waste generation management, the performance of Cyprus varies. On the one hand, Cyprus holds the 21st place in the recycling rate of waste and the 23rd place in the circular material use rate (see Figure 32). Cyprus' own waste, which is recycled is 31% of total waste (the EU average is 56%), while the share of material recovered and fed back into the economy is 2.9% (the EU average is 11.9%). On the other hand, Cyprus is among the top 3 EU countries with the lowest generation of waste (excluding mineral waste). In particular, the generated waste in Cyprus amounts to 930kg per capita, whereas the EU average is almost double amounting to 1,818kg per capita.

GOVERNMENT INITIATIVES

Waste Management

Waste Prevention Programme & Municipal Waste Management Strategy focusing on measures covering the three main policy pillars:

- **Pillar I:** Regulatory measures to implement the separate collection of waste
 - **Pillar II:** Measures to reduce waste in all sectors and provide incentives for the reduction and appropriate management of waste
 - **Pillar III:** Information and awareness-raising measures to change production and consumption patterns
- The revision of these initiatives will be completed in 2021.
 - Municipal Waste Management Strategy Targets:
 - 50% recycling by 2020, 60% recycling on package waste or even further (40% separate collection of municipal waste or 20% landfilling).
 - Moving forward, planned actions include programmes for:
 - Integrated bio-waste source separation and central small and medium-size aerobic treatment systems and home composting.
 - Green kiosks for dry recyclables.
 - Reuse and Repair centres and networks.
 - Establishment of a compulsory system for separate collection of municipal waste by local authorities.
 - Establishment of the Pay-As-You-Throw scheme.

Sustainable Production

- Encouragement of companies to adopt environmental management systems like the European Eco-management and Audit Scheme.
- Implementation of ecological criteria in all public tenders aiming to fulfil the target of 50% for green public procurement.
- Moving forward, policies on sustainable production and consumption must now focus on the highest levels of the waste hierarchy to promote waste reduction and reuse, and on strengthening the circularity of products, industry, and the production process.

Decentralisation of Waste Management

- Regulations focusing on:
 - Local waste management plans & waste prevention programmes by the local authorities.
 - Obligatory establishment of separate collection systems for a number of waste streams (e.g., paper, glass, wood).
 - Operation and expansion of the Green Points Network.
 - Separate collection programmes for the recyclable and organic waste generated in the coastal tourist areas.

- Techno-economic support programmes (under European Structural Funds) focusing on the:
 - Reduction of municipal solid waste for coastal hotels and related tourism infrastructure.
 - Implementation of separate collection and the Pay-As-You-Throw Scheme.
 - Prevention, separate collection, and recovery of municipal waste for the mountainous areas.
- Moving forward, the establishment of a Coordinating Body between Central and Local Government will upscale waste management processes.

Circular Economy

- Implementation of the Action Plan for the Circular Economy. The plan focuses, inter alia, on actions and measures that will enhance the circular economy by:
 - Creating a sustainable consumption culture among citizens and the industry (manufacturers / entrepreneurs).
 - Providing incentives to the industry to invest in the circular economy (Pillar I).
 - Proposing specific legislative and political reforms towards policymakers (Pillar II) and the adoption of circular culture in the financial sector (Pillar III).

Promoting Sustainable Agri-production

- In order to promote a resilient and competitive primary sector the following measures have been included in the NRRP:
 - Move agricultural practices from the 20th century to the 21st century by investing in a national centre for excellence in agri-tech.
 - On-line, cloud-based platform for improving the trade and information symmetry in the fresh produce supply chain.
 - Genetic improvement of the sheep and goat population of Cyprus.
 - Construction of a collaborative marine aquaculture infrastructure (port and land facilities) in Pentakomo coastal area.
 - Enhancing the existing isotopic databases of Cypriot local traditional food/drinks, by developing a Block Chain platform, to ensure their identity.
 - Upskill the existing farming community and professionalise future labour force by investing in human capital.

Sustainable Tourism

- Promoted investments for a sustainable, high value-added tourism sector:
 - Enhancing the added value of the tourism sector with emphasis on the countryside, mountainous and remote areas.
 - Promotion of circular economy in hotel establishments.
 - Enrichment of the tourism product in rural, mountainous, and remote areas.

13 CLIMATE ACTION



DEVELOPMENT IN NUMBERS	VNR 2017	VNR 2020	2017-2020 Growth
SDG13 – CLIMATE ACTION OVERALL IMPLEMENTATION LEVEL (%)	68.07	66.14	-2.83%
Greenhouse Gas Emissions (index, 1990 = 100)	141.6	153.8	8.6%
Greenhouse Gas Emissions Intensity of Energy Consumption (index, 2000 = 100)	100.8	93.5	-7.2%

Note: Green shows an improvement of the indicator, while red shows a decline in progress. White colour shows a stable performance

CLIMATE ACTION

SDG 13 | Take urgent action to combat climate change and its impacts by regulating emissions and promoting developments in renewable energy

Highlights – 2020

- Cyprus is facing a great challenge in decreasing Greenhouse Gas Emissions (GHG).
- The GHG index for Cyprus was 153.8 (relative to 79.3 in the EU), placing Cyprus in the 22nd position among EU countries.
- In January 2020, the National Energy and Climate Plan (NECP) was prepared and submitted to the EU, incorporating a very ambitious strategy for reaching the 2030 Target on GHG.
- Adoption of the new National Governance System for the EU Green Deal in Cyprus aims to coordinate all Ministries involved in the Green transition efforts.
- Cyprus is the only EU member state with an isolated electricity network, endangering energy security and limiting the capacity for increased RES usage.
- Infrastructure is underway so as to allow for the introduction of natural gas by 2022, to increase Cyprus' energy security.

Covid Response

- The Covid-19 pandemic has strengthened public feeling on the need for climate action, and the desire for a resilient recovery.
- Short-term reduction in global emissions of GHG due to the once in a lifetime measures in banning flights and economic activity overall.

Looking Ahead

- Attainment of the NECP targets of lowering greenhouse gas emissions by 24% until 2030 will be facilitated by the planned investments of more than €1,5 billion.
- Reduction of greenhouse gas emissions by 24% by 2030 and net-zero emissions by 2050.
- Increasing the share of Renewable Energy Sources (RES) in energy consumption.
- Improving energy efficiency by reducing the final and primary energy consumption and achieving substantial cumulative energy saving.

	EU RANK	TREND
CLIMATE MITIGATION		
Greenhouse Gas Emissions	22	↘↗
Share of Renewable Energy in Gross Final Energy Consumption	20	↗
Average CO2 Emissions per Km from New Passenger Cars	17	↘
SUPPORT TO CLIMATE ACTION		
Population Covered by the Covenant of Mayors for Climate and Energy Signatories	7	↗

Note: Data comes from the Statistical Service of Cyprus. EU rank presents the rank of Cyprus among the EU member states, for the most recent available year. Trend presents the 10-year trend from 2010-2019. Pos, Neg, Neg-Pos, and, Pos-Neg ↗↘ indicate a positive, a negative, a U-shape and an inverse U-shape trend, respectively. Green arrows indicate an improvement in the performance of Cyprus and red arrows indicate a decline in the performance of Cyprus. → indicates a constant trend. : indicates that the trend is not calculated, because less than 8 years of data are available.

NARRATIVE

Cyprus' efforts to combat climate change have been accentuated since 2018, given the new legally binding obligation for lower GHG emissions adopted through the relevant EU Regulation. Cyprus is focusing on implementing the ambitious Strategy adopted in the National Energy and Climate Plan, with measures on promoting Renewable Energy Sources (RES), energy efficiency sustainable transport, the introduction of natural gas, the opening up of the electricity market, and increasing energy security. There has been a considerable improvement in the share of RES reaching 14% but the up-take of RES in transport is still well below the target. Despite all efforts CO₂ emissions kept growing during the last four years due to increased economic activity. A major challenge in implementing SDG13 is the effective coordination of all involved parties, and keeping them well informed so as to implement the strategies/policies/measures requiring their action/participation in a timely manner. Thus, the new structure for the Green Deal implementation has been adopted to enhance coordination. Cyprus aims to achieve the mitigation targets for 2030, and decarbonisation by 2050 as set by the targets and objectives of the National Climate and Energy Plan (NECP). On a positive note, a significant amount of more than €1.5 billion has been included in the programming cycle for the period 2021-2030 with considerable amounts coming from EU funds, supporting Cyprus' efforts towards the green transition.

ANALYSIS

Cyprus holds the 20th position in the share of renewable energy in gross final energy consumption (see Figure 33), and the 17th position in the average CO₂ emissions from new passenger cars. The trend analysis shows an improvement from 2010 to 2019, for renewable energy (the percentage was 6.2% in 2010 and 13.8% in 2019). Additionally, Cyprus presents a small decline towards climate mitigation, with the greenhouse gas emissions index rising to 153.8 tones CO₂ equivalent in 2018, compared to 142 tones in 2015 (see Figure 34). The relative production level in 2018 was 79.3 in the EU, placing

Figure 33.: Share of Renewable Energy in Gross Final Energy Consumption

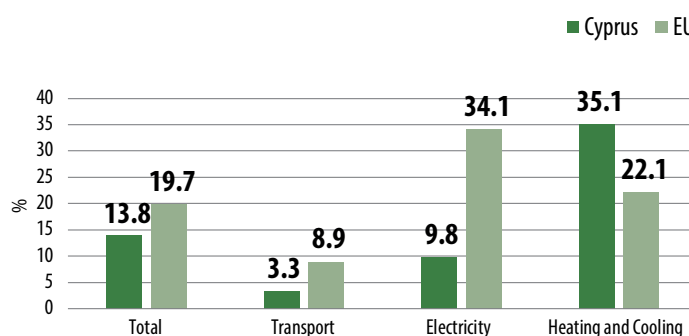
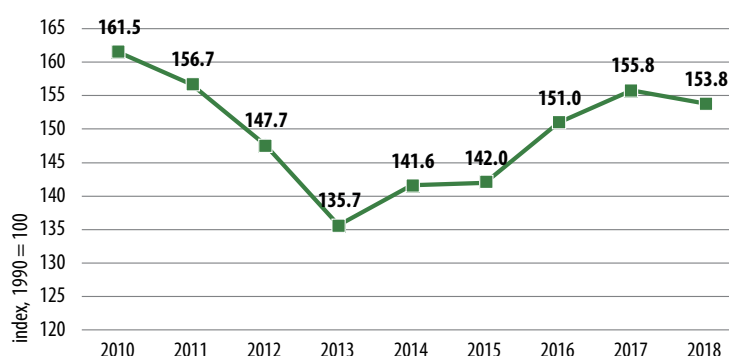


Figure 34.: Greenhouse Green Emissions



Cyprus in the 22nd position among EU members. Cyprus is 7th in the population covered by the Covenant of Mayors for Climate and Energy Signatories (56.5% of the population is covered in Cyprus, and 43.6% in the EU as a whole).

GOVERNMENT INITIATIVES

The Cyprus Climate Change initiative

- The Cyprus Climate Change Initiative launched in 2019, aims at the development of a Regional Action Plan consisting of appropriate policies and measures to address the specific needs and challenges countries are facing in the Eastern Mediterranean and Middle Eastern region, to address and ameliorate the impact of climate change, and advance mitigation actions in accordance with the Paris Agreement.
- A ministerial meeting and a summit are planned for 2022 for the adoption of a comprehensive regional plan.

EU Green Deal

- A new growth strategy that aims to transform the EU into a fair and prosperous society, with a modern, resource-efficient, and competitive economy where there are no net emissions of greenhouse gases in 2050 and where economic growth is decoupled from resource use.
- Key policy initiatives include supplying clean, affordable, and secure energy, mobilising the industry for a clean and circular economy, and designing a fair, healthy and environmentally friendly food system, preserving and restoring ecosystems and biodiversity.
- In November 2020, the Council of Ministers approved the new National Governance System for the EU Green Deal to enhance coordination and facilitate its implementation.
- The Ministerial Committee consists of the Minister of Agriculture, Rural Development and Environment, the Minister of Energy, Commerce and Industry, the Minister of Finance, the Minister of Transport, Communications and Works, the Minister of Foreign Affairs and the Deputy Minister of Research, Innovation and Digital Policy.

National Energy & Climate Plan (NECP)

- NECP (2021-2030) is a key and integral part of the implementation of the European Green Deal in each member state.
- In January 2020, Cyprus prepared and submitted to the European Commission its Integrated NECP, in accordance with Regulation (EU) 2018/1999 on the Governance of the Energy Union and Climate Action.

Energy Efficiency, Security, and Market

- Energy Efficiency:
 - Energy Fund of Funds providing soft loans for energy efficiency.
 - Individual energy efficiency interventions and energy efficiency retrofits in public and private buildings.
 - Implementation of information and education measures.
 - Promotion of energy efficiency in enterprises,


through voluntary agreements.

- Energy efficiency in water sector.
- Vehicle excise duty based on CO2 emissions.
- Energy Security:
 - Introduction of natural gas via Liquefied Natural Gas (LNG) imports and development of the required infrastructure as part of the “CyprusGas2EU” project.
 - Promotion of the “EuroAsia Interconnector” and the “EastMed Pipeline” projects.
- Energy Market:
 - Operation of a competitive electricity market via the completion of the Meter Data Management System (MDMS) and the Market Management System (MMS).
 - In the process of rolling out the Advanced Metering Infrastructure (AMI) with 400,000 smart meters (installation will be completed within 7 years) together with a better control of the distribution system.

Renewable Energy Sources (RES)

- RES in Electricity Sector (RES-e) market parity has been achieved. Electricity from renewable sources is no more promoted through subsidies; a net metering scheme and self-consumption has been put in place instead.
- The isolated nature of the electricity system of Cyprus makes the 50% of RES penetration from RES-e by 2030 difficult to achieve. Different studies are underway to increase the penetration from RES-e.
- Renewable energy in heating and cooling (RES H&C) is promoted by support schemes.
- RES in Transport (RES-t) will be the most challenging sector. Key measures and planning priorities include new bus contracts (using alternative fuels, electricity, gas, and biofuels B100), and the use of biofuels (and biogas) in the transport sector.
- Introduction of support schemes for local biofuels production from waste, modal shift measures through public transport and the introduction of natural gas in the transport sector.
- Old vehicle scrapping scheme and financial incentives for the purchase of electric vehicles (both new and used).

14 LIFE BELOW WATER



DEVELOPMENT IN NUMBERS	VNR 2017	VNR 2020	2017-2020 Growth
SDG14 – LIFE BELOW WATER OVERALL IMPLEMENTATION LEVEL (%)	43.68	59.72	36.70%
Bathing Sites with Excellent Water Quality (% of bathing sites)	99.1	99.1	0.0%
Surface of Marine Sites Designated Under Natura 2000 (km ²)	131.0	131.0	0.0%
Catches in Major Fishing Area (tonnes live weight)	1,475.3	1,480.1	0.3%

Note: Green shows an improvement of the indicator, while red shows a decline in progress. White colour shows a stable performance

LIFE BELOW WATER

SDG 14 | Conserve and sustainably use the oceans, seas and marine resources for sustainable development

Highlights – 2020

- Cyprus ranks first among EU members with excellent bathing sites water quality.
- The percentage of the Marine Protected Areas (MPA) in Cyprus is 19% of its total marine area, almost double the Aichi Target 11 which requires the declaration of 10% of national waters under protection.



Covid Response

- The Covid-19 pandemic resulted in a reduction of fishing efforts, and the decline in demand of fish due to the temporary suspension of operations of restaurants.
- An Aquaculture Compensation Scheme for the temporary suspension or reduction of production caused by the pandemic was launched in 2020, with 14 projects approved for the amount of €2,100,000.
- The pandemic led to an increase in sea pollution, due to covid-related protective materials waste ending up being disposed on the beaches and seafloor (e.g., face masks, plastic gloves etc.).

Looking Ahead

- Cyprus promotes measures towards achieving its share of the targets set by the new Biodiversity Strategy, according to which 30% of the sea of Europe must be protected until 2030.
- The national management plan, in regard to harvesting and overfishing, illegal, unreported, and unregulated fishing and destructive fishing practices, is currently under revision for incorporating updated scientific information.
- The increase of Non-Indigenous Species (NIS) may negatively impact native fish populations due to competition for resources and space. Further research needs to be carried out to investigate the NIS impact.

	EU RANK	TREND
OCEAN HEALTH		
Bathing Sites with Excellent Water Quality	1	→
Surface of Marine sites	N/A	→
Catches in major fishing areas	N/A	→

Note: Data comes from the Statistical Service of Cyprus. EU rank presents the rank of Cyprus among the EU member states, for the most recent available year. Trend presents the 10-year trend from 2010-2019. Pos, Neg, Neg-Pos, and, Pos-Neg   indicate a positive, a negative, a U-shape and an inverse U-shape trend, respectively. Green arrows indicate an improvement in the performance of Cyprus and red arrows indicate a decline in the performance of Cyprus. → indicates a constant trend. : indicates that the trend is not calculated, because less than 8 years of data are available.

NARRATIVE

Cyprus is indissolubly linked to marine life, as an island-state, and it is affected by the adverse effects of the misuse of marine resources. It therefore seeks to enhance its efforts aimed at the protection and sustainability of the Mediterranean through cooperation with neighbouring countries, and by adhering to EU efforts. The national priorities and targets set for Cyprus are based on objectives set by EU legislation and regional and international conventions. In particular, Cyprus carries out continuous monitoring programmes on marine and oil pollution, the sustainable management and protection of marine and coastal ecosystems, harvesting, overfishing, illegal, unreported, and unregulated fishing. In addition, it has declared 19% of its areas as protected,

double the amount set by international conventions, in an effort to preserve and exhibit significant Natura sites, which are also very important tourist attractions, like the Lara -Toxeftra turtle site, the Cavo Greco bay and the Sea Caves in Peyia.

ANALYSIS

The data reconfirms Cyprus' reputation as the country with the best beaches. In particular, Cyprus is 1st among EU members with 99.1% of its bathing sites being characterised as having excellent water quality. Furthermore, 131 square km of the marine sites of Cyprus are designated under Natura2000. Finally, in Cyprus, there were 1,480 tonnes of catches in major fishing areas.

GOVERNMENT INITIATIVES

Marine Pollution

- Cyprus carries out continuous monitoring programmes as part of various legislations such as the Water Framework Directive (WFD), the Marine Strategy Framework Directive (MSFD), the Nitrates Directive and Integrated Monitoring and Assessment Programme (IMAP UNEP/MAP), to investigate and assess the state of marine environment and marine pollution, including marine debris and nutrient pollution in the marine environment, and estimate the in-situ pH in sea water samples.
- The National Biodiversity Strategy and Action Plan was prepared and approved in 2020. It emphasises on the protection of marine environment and establishments of MPAs, and the protection of fisheries resources.
- The Government of Cyprus carries out annual monitoring programmes, as part of the Bathing Water Directive (BWD), resulting in the classification of bathing waters as excellent.
- Cyprus implements various EU and international directives such as the Industrial Emission Directive, the UN Framework Convention on Climate Change, the Barcelona Convention, the Bern Convention, the Kyoto protocol, the Paris Agreement, the Montreal protocol, etc., and has also prepared the Cyprus Integrated National Energy and Climate Plan.

Sustainable Management and Protection of Marine and Coastal Ecosystems

- In an effort to achieve the Aichi Target 11 (i.e. declaring 10% of waters as areas under protection) Cyprus has designated marine areas under various protection regimes. These include six Natura 2000 areas, one Specially Protected Area of Mediterranean Importance

(SPAMI), namely the Lara -Toxeftra area, home to the kareta-kareta turtles, four Marine Protected Areas with fisheries restrictions, six Marine Protected Areas (MPAs, namely Cavo Greco, Kakoskali, Peyia Sea Caves and Mpania at Paphos), six areas with Artificial Reefs that are strictly fisheries no-take zones, one offshore Fisheries Restriction Area, and one additional offshore area which was proposed as a Natura 2000 area.

- The percentage of the marine protected areas in Cyprus rose to 19% of its total marine area, a number almost double the Aichi Target.

Harvesting, Overfishing, Illegal, Unreported, and Unregulated Fishing

- Cyprus controls and regulates fishing activities in accordance with the Common Fishery Policy and other regional and international conventions.
- Under the EU Data Collection Framework Cyprus collects biological, environmental, technical, and socioeconomic data concerning the fisheries sector.
- Each year a national control programme is executed, which involves the regular patrolling and inspection of all activities in its jurisdictional waters and territory as well as to vessels flying the Cyprus flag, from the fishing grounds up to the retail stage, making use of national and EU means for control.
- The Operational Programme «Thalassa» 2014-2020, funded by the European Maritime and Fisheries Fund (EMFF), sets specific guidelines and strict rules so as to eliminate problems of overcapacity and overfishing, illegal, unreported, and unregulated fishing.
- Professional fishing licenses are granted to small-scale artisanal fishers, as well as access to the 12 nautical miles.

Oil Pollution

- The Revised National Contingency Plan for oil pollution combating was approved in 2019.
- The Implementation Agreement on the Sub-regional marine oil pollution contingency plan between Cyprus, Greece, and Israel, was adopted in 2018.

EU Funded Projects

- Several research projects are implemented, under various funding schemes, in order to conserve and sustainably use the oceans, seas and marine resources for sustainable development. Some examples include:
 - The Marine Litter Transnational Legislation Enhancement and Improvement project (MELTEMI) (funded by Interreg Balkan Mediterranean), which addresses the problem of marine litter. The project aimed, among others, to boost legal frameworks, and increase the capacity of public bodies and wider society to deal with the growing problem of marine littering. Marine litter assessments of the beach and seafloor were carried out and the public was trained to apply the EU protocol on Marine Litter Assessment.
 - The Bythos project (funded by the EMFF) aims to map the seafloor down-to 200 meters.
 - The RECONNECT project (funded by Interreg Balkan Mediterranean) aims at creating an online platform as part of the Citizens Science initiative, where divers are encouraged to visit the pilot study areas (in the case of Cyprus, the MPA Cavo Greco), and report online information on pollution (e.g. marine litter items, lost fishing gears).

15 LIFE ON LAND



DEVELOPMENT IN NUMBERS	VNR 2017	VNR 2020	2017-2020 Growth
SDG15 – LIFE ON LAND OVERALL IMPLEMENTATION LEVEL (%)	81.64	84.66	3.70%
Share of Forest Area (% of total land area)	23.2	22.4	-3.4%
Estimated Soil Erosion by Water - Area Affected - Erosion Rate of More 10 Tonnes/Hectare Annually (%)	6.1	6.5	6.6%
Surface of Terrestrial Sites Designated Under Natura 2000 (% of terrestrial protected area)	28.0	29.0	3.6%

Note: Green shows an improvement of the indicator, while red shows a decline in progress. White colour shows a stable performance

LIFE ON LAND

SDG 15 | Protect, restore and promote sustainable use of terrestrial ecosystems, sustainably manage forests, combat desertification, and halt and reverse land degradation and halt biodiversity loss

Highlights – 2020

- The National Biodiversity Strategy, which was adopted in June 2020, includes actions and measures for all ecosystems (forest, freshwater, grassland etc.).
- Protected areas in Cyprus consist of mainly mountain and freshwater ecosystems (about 80% is forest land and freshwater ecosystems).
- Cyprus is one of the top 5 EU countries in the surface of terrestrial sites which are protected within the framework of Natura 2000.
- The biochemical oxygen demand in rivers index shows that rivers in Cyprus are moderately and heavily polluted.



Covid Response

- COVID-19 has posed difficulties in keeping up with the plans and schedules set by the authorities responsible for biodiversity issues. However, these challenges are slowly overcome via the collaboration of key stakeholders and the use of technology.

Looking Ahead

- Cyprus needs to speed up the process of setting specific conservation and management measures that are legally binding and allow for better protection of habitats and species.
- Protected areas and particularly their Management Plans are to be integrated in other policy areas (Common Agriculture Policy, Water Framework Directive, Forest Policy and Strategy, and in the Town and Planning Policy) which impact biodiversity, to ensure protection and restoration of mountain ecosystems (habitats and species), and enhance conservation.

	EU RANK	TREND
ECOSYSTEM STATUS		
Share of Forest Area (Forest and Other Wooded Land)	12	:
Biochemical Oxygen Demand in Rivers	15	→
LAND DEGRADATION		
Soil Sealing Index	27	:
Estimated Soil Erosion by Water - Area Affected	20	:
BIODIVERSITY		
Surface of Terrestrial Sites Designated Under Natura 2000	5	→

Note: Data comes from the Statistical Service of Cyprus. EU rank presents the rank of Cyprus among the EU member states, for the most recent available year. Trend presents the 10-year trend from 2010-2019. Pos, Neg, Neg-Pos, and, Pos-Neg   indicate a positive, a negative, a U-shape and an inverse U-shape trend, respectively. Green arrows indicate an improvement in the performance of Cyprus and red arrows indicate a decline in the performance of Cyprus. → indicates a constant trend. : indicates that the trend is not calculated, because less than 8 years of data are available.

NARRATIVE

Cyprus is a country with abundant natural beauty, composed of diverse ecosystems all over the island. In an effort to protect, restore and promote the sustainable use of the country's ecosystems, the Cyprus Government, and the legislative body, in cooperation with the relevant EU bodies, have implemented several actions and policies. The dissemination of responsibilities in several competent authorities under different Ministries is a continuing challenge that needs constant observation, adjustment, and strong coordination efforts.

ANALYSIS

Cyprus is among the top 5 EU countries in the surface of terrestrial sites designated under Natura 2000. In particular, 29% of terrestrial protected area is designated under Natura 2000, relative to 18% of the EU. Concerning its

ecosystem status, Cyprus ranks 12th in the share of forest area to total land area, showing an increase throughout the years (33.3% in 2012, 39.7% in 2015, 43.1% in 2018). Additionally, Cyprus ranks 15th in the Biochemical Oxygen Demand in rivers (BOD). In particular, the BOD value in Cyprus is 3.3, indicating moderately and heavily polluted rivers, while the EU average BOD value is 2. Finally, the land degradation indices show that Cyprus is lacking in comparison to the rest of the EU. Specifically, it is 27th in the soil sealing index which estimates the increase in sealed soil surfaces with impervious materials due to urban development and construction, with the index value in Cyprus in 2015 being 113.7 compared to the EU average of 104.5. In addition, it ranks 20th in the estimated soil erosion by water index, which estimates the risk of soil loss by water erosion processes (the index value in Cyprus in 2016 was 6.5% compared to 5.3% in the EU).

GOVERNMENT INITIATIVES

Habitats and Wildlife

- National Laws ratified the Convention of Biological Diversity and the Habitats and Birds Directives. The laws provide protection and conservation of several habitats, species, and birds, including the **Cyprus mouflon** and other endemic species, by employing protection and management measures.

National Biodiversity Strategy

- The National Biodiversity Strategy was adopted by the Council of Ministers in June 2020. The strategy includes actions and measures for all ecosystems (forest, freshwater, grassland etc.), including biodiversity conservation and restoration, sustainable use of biological and natural resources and ecosystem services assessment.

National Action Plan (NAP) and Programme of Measures for Combating Desertification

- The NAP includes identification of environmentally sensitive areas that are threatened, the evaluation of current policies, measures and actions for sustainable land use and water resources management,

concrete and practical measures necessary for the prevention and combating of desertification, the mitigation of the effects of drought and land degradation, and awareness and consultation campaigns with stakeholders.

Invasive Alien Species (IAS)

- Invasive Alien Species are regulated through the respective EU IAS regulation.
- In 2019, the transposition of the EU IAS Regulation into national law was completed.
- The law aims at setting procedures relevant to the role of different competent authorities, permit system, inspections, and penalties.

Natura 2000

- A 10-year Integrated Project under the LIFE Programme was launched in 2019 with a budget of almost €17 million.
- The project aims at making the Natura 2000 network more effective and functional.
- The project throughout its 10-year lifetime proposes actions that are sequential, building on each other, in order to reach the goals.



16 PEACE, JUSTICE AND STRONG INSTITUTIONS



DEVELOPMENT IN NUMBERS	VNR 2017	VNR 2020	2017-2020 Growth
SDG16 – PEACE, JUSTICE AND STRONG INSTITUTIONS OVERALL IMPLEMENTATION LEVEL (%)	75.06	81.23	8.22%
Standardised Death Rate Due to Homicide (number per 100,000 persons)	1.1	1.0	-12.3%
Population Reporting Occurrence of Crime, Violence or Vandalism in their Area (% of population)	12.0	12.7	5.8%
Corruption Perceptions Index (score scale of 0 (highly corrupt) to 100 (very clean))	55.0	58.0	5.5%

Note: Green shows an improvement of the indicator, while red shows a decline in progress. White colour shows a stable performance.

PEACE, JUSTICE AND STRONG INSTITUTIONS

SDG 16 | Promote peaceful and inclusive societies for sustainable development, provide access to justice for all and build effective, accountable and inclusive institutions at all levels

Highlights – 2020

- The proximity to the conflict war zones of the Middle East causes an excessive and constantly growing flow of irregular migrants to the Country, increasing the possibility of crime and violence.
- The justice system in Cyprus faces serious challenges despite the ambitious comprehensive reform programme initiated by the Government in 2016 and still under preparation. Lengthy court proceedings and weak contract enforcement aggravate the attribution of justice.
- The Government of Cyprus implements and enforces laws and strategies for the protection of children and human trafficking victims.
- Cyprus is close to the EU average regarding the Corruption Perception Index, but the index shows an increase in corruption from 2010 onwards.
- The standardised death rate due to homicide in Cyprus is close to the EU average, but there is a substantial difference on the indicator between men and women.

Covid Response

- Decrees issued to protect public health suspended freedom of movement of citizens and of enterprises' activities.
- Legislative processes and public debates / gatherings were restricted.
- Through the National Recovery and Resilience Plan a set of targeted investments and administrative reforms contributed towards sustainable growth and increased resilience for the Cyprus economy.

Looking Ahead

- A very ambitious reform is promoted to enhance the Judicial system, the public sector, and the local authorities, and to also tackle corruption, in an effort to build effective institutions which will serve towards more just and well-functioning public services, while supporting the sustainable growth of the economy of Cyprus. The reforms are promoted through the NRRP (€96 million of investment up to 2026).

	EU RANK	TREND
PEACE AND PERSONAL SECURITY		
Standardised Death Rate Due to Homicide (Total)	15	→
Population Reporting Occurrence of Crime, Violence or Vandalism in their Area	19	→
ACCESS TO JUSTICE		
General Government Total Expenditure on Law Courts	27	↘↗
Perceived Independence of the Justice System	10	:
TRUST IN INSTITUTIONS		
Corruption Perceptions Index	16	↘
Population with Confidence in EU Institutions (European Parliament)	10	↘↗
Population with Confidence in EU Institutions (European Commission)	15	↘↗
Population with Confidence in EU Institutions (European Central Bank)	21	↘↗

Note: Data comes from the Statistical Service of Cyprus. EU rank presents the rank of Cyprus among the EU member states, for the most recent available year. Trend presents the 10-year trend from 2010-2019. Pos, Neg, Neg-Pos, and, Pos-Neg ↗↘ indicate a positive, a negative, a U-shape and an inverse U-shape trend, respectively. Green arrows indicate an improvement in the performance of Cyprus and red arrows indicate a decline in the performance of Cyprus. → indicates a constant trend. : indicates that the trend is not calculated, because less than 8 years of data are available.

NARRATIVE

Cyprus continues to engage in peace talks and negotiations, under the auspices of the UN, to end the continuing, since 1974, illegal military occupation of 37% of its territory by Turkey, in an effort to safeguard peace and security for all its citizens. At the internal level, a serious Reform is being promoted to build effective, accountable judicial institutions as well as modern and effective public and local authorities. Cyprus also makes considerable efforts towards combatting crime, especially crime related to child abuse, human trafficking, discrimination, and corruption since an upward trend has been observed. To this end, a comprehensive Anti-corruption Strategy along with the necessary legislation has been prepared, which also foresees the establishment of an Independent Authority against Corruption.

ANALYSIS

Cyprus stands just below the EU average in the various indicators on peace, justice, and trust in institutions. Regarding the peace and personal security measures, Cyprus holds the 15th position among EU members on the standardised death rate due to homicide with 1 homicide per 100,000 persons (the EU average is 0.7 homicides per 100,000 persons). Interestingly, there is a substantial difference on the aforementioned indicator between men and women. In particular, in 2017, in Cyprus, the number of homicides committed against men (per 100,000 persons) was 1.9, whereas those committed against women was 0.2 (per 100,000 persons). Furthermore, Cyprus holds the 19th position among EU members in the percentage of population reporting the occurrence of crime, violence, or vandalism in their neighbourhood with 12.7% relative to 11% in the EU (see [Figure 35](#)).

Cyprus is the EU member state with the lowest Government expenditure on law courts. Specifically, in 2019 the Government of Cyprus allocated €40 per inhabitant on expenditure on law courts, almost half the amount spent in the EU (€96.5 per inhabitant). However, it must be noted that a positive trend is observed especially

Figure 35.: Peace and Personal Security

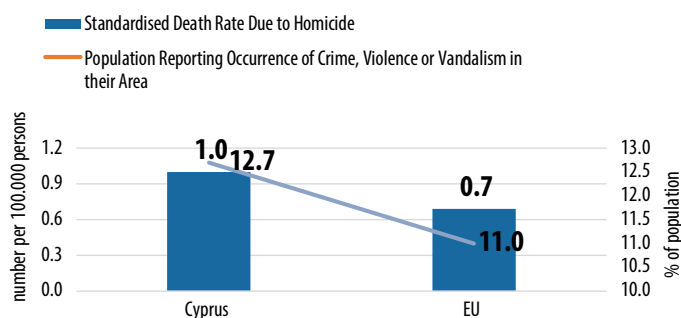


Figure 36.: Corruption Perceptions Index

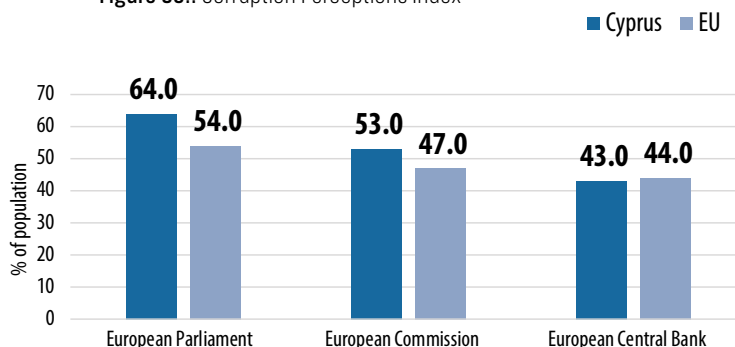
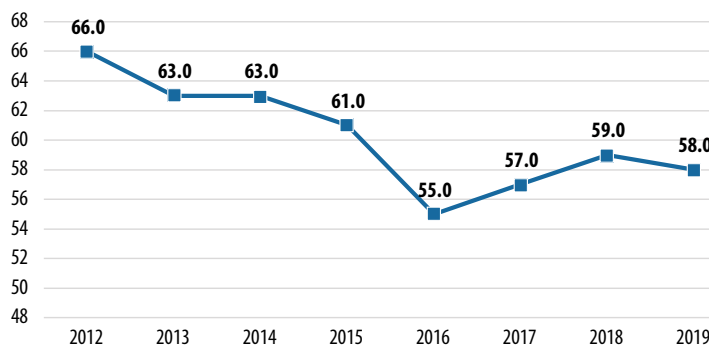


Figure 37.: Population with Confidence in EU Institutions



from 2014 onwards, which will increase even more with the promoted reform. Moreover, despite the low spending of the Government on law courts, 10% of Cypriots believe that the independence of the courts and the judges in the country is very good and 49% that it is fairly good (the EU average is 10% and 45% respectively).

Finally, Cyprus falls around the middle of EU countries regarding trust in institutions. The country is 16th on the Corruption Perception Index with a value of 58, relative to 65.7 for the EU (see [Figure 36](#)). Regarding confidence in EU institutions, 64% of Cypriots are confident with the European Parliament, ranking 10th among EU

countries, 53% with the European Commission, ranking 15th among EU countries and 43% with the European Central Bank, ranking 21st among EU countries (see [Figure 37](#)). Most importantly, for all 3 indicators, we observe a U-shaped trend, that is a negative trend from 2010 to 2015, reflecting

the disappointment of Cypriots with respect to the solutions offered to Cyprus by these three Institutions (the Troika) during the economic crisis, and gradually turning positive with the achievement of economic growth thereafter.

GOVERNMENT INITIATIVES

Peace Efforts / Maintaining Peace

- The Cyprus Government remains steadfastly committed to reaching a solution of the Cyprus problem through talks under the auspices of the United Nations. The Secretary-General of the United Nations has appointed a Special Advisor in 2018 to resume the negotiation process.

Building an Effective Justice System

- Reforms:
 - Efficiency and Functionality of Justice.
 - Digital transformation of Courts.
- Investments:
 - Training of judges.
 - Upgrading of the infrastructure of Courts.

Modernising the Public Sector

- Reforms:
 - Enhance the administrative capacity, and improve the functioning of public administration for better policy making and implementation.
 - Regulate flexible working arrangements in the public sector.
 - Introduce new framework for evaluation and selection process for filling public service vacancies and new regulations for the evaluation of employees' performance.
 - Strengthen administrative capacity and transparency through the professionalisation of public procurement and further digitalisation of its process.
 - Enhancement of the capacity of the Law Office.
- Investments:
 - Rationalisation of the shift system through the implementation of a Roster Planning System.
 - Digitalisation of the law-making process Economic Policy Modelling Hub.

Local Authorities Reform

- Reforms:
 - New legal framework for local authorities and relevant support measures.
 - Urban land consolidation.
- Investments:
 - Enhancing of the e-system for issuing building permits.

Protection of Children

- The creation of the Children's House (funded by state funds) provides, child friendly services to children victims of sexual abuse and/or sexual exploitation, based on a multidisciplinary approach.
- The Advisory Committee for the Prevention and Combating of Violence in the Family provides counselling and support services to individuals and families who, due to special psycho-social situations, require either short-term or long-term support. These services include, among others, the prevention and tackling of violence in the family.
- Social Welfare Services operate nationwide institutions concerning child protection and the protection of unaccompanied children, approve foster families, and provide monetary assistance and other support services.

Trafficking in Human Beings (THB)

- The law on Prevention and Combating of Trafficking and Exploitation of Persons and the Protection of Victims provides inter alia, for the protection and promotion of the rights of the victims, including support and protection of child victims of trafficking.
- The law on the Prevention and Combating of Sexual Abuse and Sexual Exploitation of Children and Child Pornography has raised the penalties for serious sexual crimes.
- Under the anti-trafficking Law, the National Action Plan will be updated, to give guidelines on the cooperation with countries of origin, transit, or other destination countries of victims, providing protection to victims and developing mechanisms for combating trafficking in human beings.

Gender Equality in Foreign Policy

- An Action Plan for Gender Mainstreaming in Foreign Policy has been drawn up aiming to promote the rights of women and girls everywhere.
- Support of specific programmes and actions related to women's rights in neighbouring counties, such as Jordan, Lebanon and Palestine.

Legislative Framework for Anti-corruption

- The 2020 law on the Establishment and Operation of the Independent Authority

against Corruption set up an independent specialised Authority. The law guarantees the independence of the authority, the absence of political interventions, and the financial autonomy of the authority, the meritocratic selection of staff and the direct access to databases and information.

- The law on Reporting Corruption (Complementary Protection and Mercy Measures (whistle-blowers)) provides additional protective measures for persons who report acts of corruption, both in the public and private sectors, as well as leniency measures for those involved but cooperating fully with the authorities to fully expose and prosecute all perpetrators of corruption.
- The 2019 law on Transparency in Public Decision Making and Related Issues aims to achieve transparency in public decision-making processes in order to prevent the creation of conditions that allow the occurrence of corruption.



17 PARTNERSHIPS FOR THE GOALS



DEVELOPMENT IN NUMBERS	VNR 2017	VNR 2020	2017-2020 Growth
SDG17 – PARTNERSHIPS FOR THE GOALS OVERALL IMPLEMENTATION LEVEL (%)	26.37	36.47	38.30%
Official Development Assistance (% of gross national income)	0.1	0.2	133.3%
Financing to Developing Countries from Official Development Assistance (million euro (current prices))	16.0	21.0	31.3%
General Government Gross Debt (% of GDP)	107.2	94.0	-12.3%
Share of Environmental Taxes in Total Tax Revenues (% (current prices))	9.2	7.3	-20.4%

Note: Green shows an improvement of the indicator, while red shows a decline in progress. White colour shows a stable performance.

PARTNERSHIP FOR THE GOALS

SDG 17 | Strengthen the means of implementation and revitalise the global partnership for sustainable development

Highlights – 2020

- According to the 2020 European Semester In-Depth-Review conducted by the European Commission, Cyprus has achieved considerable progress in addressing macroeconomic imbalances that intensified with the onset of the financial crisis in 2013. However, important challenges remain (high public and private debts, high ratio of non-performing loans).
- As an EU member state, Cyprus has implemented various actions towards providing assistance to developing countries.
- Cyprus allocated 0.21% of its Gross National Income to Official Development Assistance in 2019, as opposed to 0.12% in 2018.
- An inverse U-shaped trend is observed in regard to public debt, with an increase from 56.4% of GDP in 2010, to 94% in 2019, with its peak being 109.1% in 2014.

Covid Response

- Due to the domestic financial crisis, and the Covid-19 pandemic, no increase was observed in the development assistance to developing countries.
- Cyprus, in accordance with the rest of the members of EU, has supported efforts to relief the debt of mainly African countries, which emerged as a result of the Covid-19 pandemic.

Looking Ahead

- Reforms will be introduced in key areas to attract productivity-enhancing investments, diversify the economy, and help foster inclusive and environmentally sustainable growth in the long term.
- In preparation for the next budgetary cycle, proposals for a substantial increase of the Scholarship Fund are under consideration, aimed at offering annual scholarships for undergraduate studies in developing countries. Efforts to further modernise tax administration are ongoing, including digital enhancements and new IT systems.

	EU RANK	TREND
GLOBAL PARTNERSHIP		
Official Development Assistance	14	:
Financing to Developing Countries from Official Development Assistance	27	:
FINANCIAL GOVERNANCE WITHIN EU		
General Government Gross Debt	21	↗
Share of Environmental Taxes in Total Tax Revenues	13	↗↘

Note: Data comes from the Statistical Service of Cyprus. EU rank presents the rank of Cyprus among the EU member states, for the most recent available year. Trend presents the 10-year trend from 2010-2019. Pos, Neg, Neg-Pos, and, Pos-Neg ↗↘ indicate a positive, a negative, a U-shape and an inverse U-shape trend, respectively. Green arrows indicate an improvement in the performance of Cyprus and red arrows indicate a decline in the performance of Cyprus. → indicates a constant trend. : indicates that the trend is not calculated, because less than 8 years of data are available.

NARRATIVE

Cyprus has achieved significant progress in terms of addressing the macroeconomic imbalances escalated by the 2013 financial crisis. Even so, important challenges remain. The Cyprus Government is dedicated to taking action and guiding policies towards the resolution of the high public debt and the high ratio of non-performing loans. Furthermore, Cyprus yearly contributes to the European Development Fund, aiming at providing assistance to developing countries. The recent economic crisis, in conjunction with the Covid-19 pandemic have disrupted the provision of development assistance for all EU member states. Assistance currently provided is geared towards the developing countries which have been most affected by the pandemic.

ANALYSIS

Cyprus holds the 27th position in public financing to developing countries from Official Development Assistance with €21 million allocated towards this end (the EU average is €58,552 million). This comes as no surprise, since Cyprus is one of the smallest member states of the EU. However, taking into account the Official Development Assistance as a percentage of gross national income, Cyprus is placed 14th among EU member states (0.2% relative to 0.4% of the EU).

Cyprus falls around the middle of EU member states regarding the two indicators on financial governance within the EU. In particular, the general Government gross debt in Cyprus is 94% of GDP, placing Cyprus in the 21st position among EU member states (the EU average is 77.6%). It is worth noting that an inverse U-shaped trend is observed, with an increase of the debt from 56.4% of GDP in 2010, to 94% in 2019, with its peak being 109.1% in 2014 (see Figure 38). Finally, Cyprus is 13th in the share of environmental taxes in total tax revenues, 7.3% relative to 5.9% in the EU (see Figure 39).

Figure 38.: General Government Gross Debt

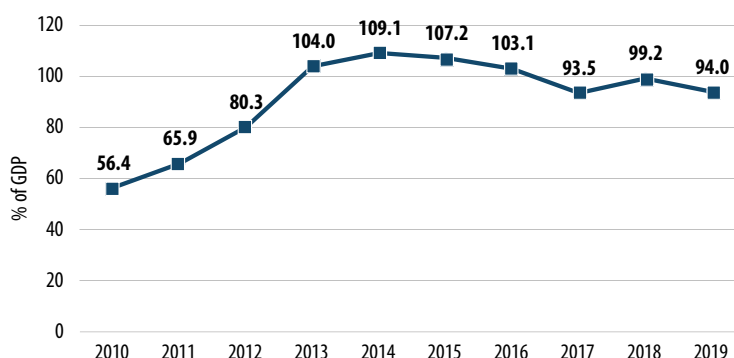
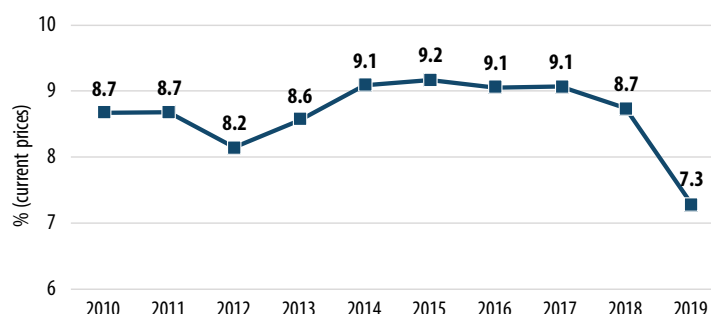


Figure 39.: Share of Environmental Taxes in Total Tax Revenues



GOVERNMENT INITIATIVES

Official Development Assistance

- As an EU member state, Cyprus contributes yearly to the European Development Fund, which is the main provider of development assistance to African, Caribbean, and Pacific countries and the overseas territories.
- Following the August 2020 explosion in Beirut, Cyprus pledged assistance to the Lebanese Government in the form of €5 million, which is under the process of disbursement, for the implementation of various relief programmes.
- Cyprus participates to the European Neighbourhood Policy, which provides development assistance to women-based programmes in neighbouring Middle-Eastern countries.
- Cyprus, in accordance with the rest of the members of the EU, has supported efforts to relief the debt of mainly African countries, which emerged as a result of the Covid-19 pandemic.
- The Ministry of Finance, signed cooperation agreements in the fields of science, technology, and innovation with neighbouring developing countries.

Domestic Resource Mobilisation

- In an effort to improve tax collection, a centralised Tax Department was introduced in 2014 resulting from the consolidation of two previously separate Tax Departments for direct and indirect taxation. By centralising the country's tax administration, the aim was to make the national tax collection system more efficient, and have it result in increased tax revenues.
- Efforts to further modernise tax administration are ongoing, including digital enhancements and new IT systems.

10. BUILDING FORWARD BETTER— NEXT STEPS

With the COVID-19 pandemic still being a very visible and massively disruptive force, the need for resilience becomes imperative. The pandemic underscores the complex interconnected system that our world has become and thus we are compelled to reevaluate, reorient and transform ourselves elevating the importance of a holistic thinking approach.

Strengthening the Economy

The COVID-19 crisis took a toll on the economy and its social impact is extensive. The necessary measures taken by the Government to protect public health as well as to address the ramifications of the country's heavy reliance on the services industries, including travel and tourism, on the one hand mitigated the negative impact of growth, but on the other hand unavoidably had a significant impact on public finances.

Cyprus' economic model is in the process of changing in order to reflect the ambitions of its society and to become more sustainable, livable and more resilient to shocks. The adoption of a Long-Term Strategy by the end of 2021 focuses on introducing a robust new growth model reflecting the country's potential for economically, socially and environmentally sustainable long-term growth and welfare. Although economic performance is important for growth, the broader implications to competitiveness, productivity, innovation, skills and sustainability are equally important. As a result, the new growth model of Cyprus builds on the premises of diversification, resilience, self-sustainability, liveability, the green economy, digitalisation as well as inclusiveness.

At the same time, two focal areas are of paramount importance: the green and the digital transformation. With respect to the Green pillar, the transformation of the economy is based on more renewable energy sources and energy efficiency, as well as phasing out dependency on fossil fuels. In this sense, Cyprus aims to achieve the decarbonisation and mitigation targets for 2030 and or 2050 as set by the targets and objectives of the National Energy and Climate Plan. On a positive note a significant amount of more than €1.5 billion has been included in the programming cycle for the period 2021-2030 with considerable amounts coming from EU funds, supporting Cyprus' efforts towards green transition.

The National Recovery and Resilience Plan (NRRP) is a key tool to repair, restart, and reconfigure Cyprus' economic and social composition to positively impact the citizens' well-being, the quality of human capital and the labour force, the efficiency of its institutions and the Country's effective green and digital transition. The reforms outlined in the NRRP recognise the need for resilience against unprecedented shocks and to deliver a cultural shift addressing the whole spectrum of the economy and society: public administration, private sector as well as all citizens.

Digital Transformation

The recent experience amidst the COVID 19 pandemic is one that demonstrates that Cyprus has great potential to transform and grow through digital. During the pandemic outbreak, the authorities moved with unprecedented agility and speed, under pressing timeframes, to meet the needs dictated by the "new normal" of lockdowns and social distancing through digitalising services.

It is widely accepted that digital transformation will play an important role for the enhancement of competitiveness and the modernisation of the Cyprus economy whereas digitalisation is expected to contribute substantially to economic growth and productivity. Investing in the digital economy and in improving the digital skills of the workforce is essential for bolstering productivity.

The new National Digital Strategy (June 2020) aims to achieve the digital transformation of the public sector, promote the digital transformation of the private sector, and foster innovation in line with the Country's level of digital maturity. Upgrading infrastructure for connectivity aims to bridge divides and ensure an inclusive digital transformation. It is essential for the realisation of the opportunities of digital transformation to ensure adequate access to communication infrastructures for all citizens.

A solid, secured, integrated and modern Government digital architecture will be key to achieve the transformation to a digital Government and society. Digitalising the Government services will enhance the efficiency and/or enable the provision of online, secure and prompt services to citizens and society, in a user friendly, efficient and effective way which will ultimately facilitate the interaction with public services, without the need for physical presence.

Social Inclusion and 'Leaving No One Behind'

Equal opportunities for all is a high priority for Cyprus and can be summarised in two main objectives; namely, the elimination of legislative discrimination in all areas of law, and the consolidation of the principle of equal opportunities and non-discrimination in practice, which presupposes, inter alia, a change of mentality, the promotion of specific programmes that support vulnerable groups, and the integration of the principle of equal opportunities and nondiscrimination into all programmes and policies.

Reforms and investments will be geared towards mitigating the economic and social impact of the COVID-19 crisis and ensuring that no person is left behind by bridging gender equality gaps and safeguarding equal opportunities for all. To narrow the gap on improving across the challenges recognised today, it is necessary to improve on existing and introduce new legislative measures and organisational mechanisms, create additional shelters for violence victims, raise public awareness, improve research and conduct studies, train professionals in related areas, establish a code of ethics, increase the involvement of social partners in gender equality matters and enhance female entrepreneurship.

In supporting the reduction of existing gender gaps in employment, pay and representation in decision-making positions, measures will be promoted towards reskilling and upskilling, securing better education and life-long training as well as affordable early childcare services, provide the support and create the conditions necessary to allow for better accessibility to a wider spectrum of employment opportunities.

The COVID-19 pandemic demonstrated the need to further improve and modernise the health care system and complete the implementation of the sector's reform. The structural challenges in the healthcare sector require the establishment of a health system that focuses on prevention, social provision and continuous upgrading of the provided services based on professionalism and respect, equally to all citizens.

In the area of education new challenges were brought to the foreground by the pandemic, namely the need to speed up the digital transformation of schools, while making sure that no child is left behind. Enhancing digital skills in schools (students, teachers, administrative staff) and facilitating distance learning supports and provides opportunities for the development of young people.


SDG Coordination Mechanism

As stated in our 2017 VNR, the review goes beyond a reporting exercise and envisions towards the SDGs becoming a real policy and action agenda that will enhance the well-being of people everywhere. A preliminary overview of the sustainable development governance in Cyprus pointed to the need for strengthening the country's SDG coordination mechanism. A project titled "Implementation and mainstreaming of the SDGs in the national policy framework in Cyprus" was launched in December 2020 with the view to utilise the coordination mechanism as an effective tool not only for conducting regular reviews of progress at the national level, but also for informing sectoral policies and programmes with SDGs, improving horizontal coordination and coherence of policies

across sectors and also provide for regular engagement with other stakeholders outside of Government such as civil society organisations or local authorities.

Bringing Everyone On Board

The new vision of long-term sustainability and development requires a coordinated drive of initiatives. In this sense, a more active involvement and commitment by all is pursued. Broader awareness and effective communication strategies will ensure that no one is left behind and everyone has equal access to all opportunities.





DATA APPENDIX

		2010	2011	2012	2013	2014	2015	2016	2017	2018	2019
GOAL 1: END POVERTY IN ALL ITS FORMS EVERYWHERE											
MULTIDIMENSIONAL POVERTY											
People at Risk of Poverty or Social Exclusion	% of population	24.6	24.6	27.1	27.8	27.4	28.9	27.7	25.2	23.9	22.3
People at Risk of Poverty or Social Exclusion (Cities)	% of population	24.3	23.5	23.8	25.1	25.1	24.9	23.7	21.5	20.4	17.4
People at Risk of Poverty or Social Exclusion (Towns And Suburbs)	% of population	20.9	24.1	31.4	31.1	28.2	32.6	31.0	28.8	28.3	29.1
People at Risk of Poverty or Social Exclusion (Rural Areas)	% of population	26.9	27.1	30.2	30.4	31.0	33.1	32.2	29.5	26.4	24.9
People at Risk of Poverty after Social Transfers	% of population	15.6	14.8	14.7	15.3	14.4	16.2	16.1	15.7	15.4	14.7
People at Risk of Income Poverty after Social Transfers (Citizen Of Reporting Country)	% of population aged 18 years or more	14.1	13.4	12.1	12.7	12.6	13.3	13.7	13.4	12.9	11.9
People at Risk of Income Poverty after Social Transfers (Citizen Of Non-EU27 Reporting Countries)	% of population aged 18 years or more	36.4	30.5	32.1	30.8	28.0	28.7	25.4	29.3	29.4	30.4
Severely Materially Deprived People	% of population	11.2	11.7	15.0	16.1	15.3	15.4	13.6	11.5	10.2	9.1
People Living in Households with Very Low Work Intensity	% of population aged less than 60	4.9	4.9	6.5	7.9	9.7	10.9	10.6	9.4	8.6	6.8
In Work at-Risk-of-Poverty Rate	% of employed persons aged 18 or over	7.3	7.3	7.9	8.9	7.8	9.1	8.2	7.9	7.4	6.7
BASIC NEEDS											
Population Living in a Dwelling with a Leaking Roof, Damp Walls, Floors or Foundation or Rot in Window Frames of Floor	% of population	30.0	29.8	30.0	31.1	25.5	26.5	27.1	29.3	30.2	31.1
Self-Reported Unmet Need for Medical Examination and Care (Total)	% of population aged 16 and over	4.1	4.4	3.5	4.4	4.7	1.5	0.6	1.5	1.4	1.0
Self-Reported Unmet Need for Medical Examination and Care (Males)	% of population aged 16 and over	3.2	3.8	2.6	3.8	4.2	1.3	0.5	1.1	1.5	0.8

		2010	2011	2012	2013	2014	2015	2016	2017	2018	2019
Self-Reported Unmet Need for Medical Examination and Care (Females)	% of population aged 16 and over	4.9	4.9	4.3	4.8	5.1	1.7	0.6	1.8	1.4	1.3
Population Having Neither a Bath, nor a Shower, nor Indoor Flushing Toilet in their household (Total)	% of population	1.1	1.1	0.9	1.0	1.0	0.8	0.7	0.5	0.5	0.5
Population Having Neither a Bath, nor a Shower, nor Indoor Flushing Toilet in their household (Below 60% of Median Equivalised Income)	% of population	4.9	3.7	2.7	2.4	3.2	2.8	1.9	2.2	1.8	1.5
Population Having Neither a Bath, nor a Shower, nor Indoor Flushing Toilet in their household (Above 60% of Median Equivalised Income)	% of population	0.4	0.6	0.6	0.8	0.6	0.4	0.4	0.2	0.3	0.3
Population Unable to Keep Home Adequately Warm (Total)	% of population	27.3	26.6	30.7	30.5	27.5	28.3	24.3	22.9	21.9	21.0
Population Unable to Keep Home Adequately Warm (Below 60% of Median Equivalised Income)	% of population	40.1	46.3	50.6	51.0	47.5	49.2	49.0	46.8	45.4	47.5
Population Unable to Keep Home Adequately Warm (Above 60% of Median Equivalised Income)	% of population	25.0	23.2	27.2	26.8	24.1	24.2	19.5	18.4	17.6	16.5
Overcrowding Rate	of population	3.5	2.9	2.8	2.4	2.2	1.4	2.4	2.8	2.5	2.2
Housing Cost Overburden Rate (Total)	% of population	3.1	3.1	3.3	3.3	4.0	3.9	3.1	2.8	2.0	2.3
Housing Cost Overburden Rate (Below 60% of Median Equivalised Income)	% of population	10.9	10.5	12.9	11.5	14.4	13.1	12.6	10.3	6.6	10.3
Housing Cost Overburden Rate (Above 60% of Median Equivalised Income)	% of population	1.6	1.8	1.6	1.8	2.2	2.1	1.3	1.4	1.2	0.9

		2010	2011	2012	2013	2014	2015	2016	2017	2018	2019
GOAL 2: END HUNGER, ACHIEVE FOOD SECURITY AND IMPROVED NUTRITION AND PROMOTE SUSTAINABLE AGRICULTURE											
MALNUTRITION											
Obesity Rate (Overweight: BMI ≥ 25)	% of population aged 18 or over					48.3			52.7		
Obesity Rate (Pre-obese: 25 < BMI < 30)	% of population aged 18 or over					33.8			38.0		
Obesity Rate (Obese: BMI ≥ 30)	% of population aged 18 or over					14.5			14.7		
SUSTAINABLE AGRICULTURAL PRODUCTION											
Agricultural Factor Income per Annual Work Unit	index, 2010 = 100	100.0	74.9	103.6	102.6	94.8	122.7	122.8	123.4	118.6	121.6
Agricultural Factor Income per Annual Work Unit	euro per annual work unit	12,868	9,622	13,295	13,203	12,242	15,935	16,282	16,459	16,683	
Government Support to Agricultural Research and Development	million euro	9.6	9.7	9.0	7.0	6.0	5.9	5.5	5.8	5.9	5.8
Government Support to Agricultural Research and Development	euro per inhabitant	11.8	11.5	10.5	8.1	7.0	7.0	6.5	6.7	6.9	6.6
Area Under Organic Farming	% of total utilised agricultural area	2.8	2.9	3.4	4.0	3.6	3.7	4.9	4.6	4.6	5.0
Harmonised Risk Indicator for Pesticides, for All Groups of Active Substances	index, average for 2011-2013 = 100		89.0	93.0	119.0	130.0	125.0	89.0	134.0	134.0	
Gross Nutrient Balance on Agricultural Land (Nitrogen)	kg per hectare utilised agricultural area	191.4	198.7	184.4	178.5	194.3	194.0				
Gross Nutrient Balance on Agricultural Land (Phosphorus)	kg per hectare utilised agricultural area	31.0	32.0	30.0	29.0	32.0	32.0				
ENVIRONMENTAL IMPACTS OF AGRICULTURAL PRODUCTION											
Ammonia Emissions from Agriculture	kg per hectare utilised agricultural area	60.8	59.5	56.3	58.3	59.5	49.0	57.3	54.2	51.3	
Nitrate (NO ₃) in Groundwater	mg NO ₃ per litre	27.6	23.5	27.0	43.6	32.9	43.3	31.8	42.1		
Estimated Soil Erosion by Water – Area Affected (Erosion Rate of More 10 Tonnes/Hectare Annually) – Non-Artificial Land Affected by Soil Erosion	%	6.1						6.5			

		2010	2011	2012	2013	2014	2015	2016	2017	2018	2019
GOAL 3: ENSURE HEALTHY LIVES AND PROMOTE WELL-BEING FOR ALL AT ALL AGES											
HEALTHY LIVES											
Life Expectancy at Birth (Total)	number of years	81.5	81.2	81.1	82.5	82.3	81.8	82.7	82.2	82.9	
Life Expectancy at Birth (Males)	number of years	79.2	79.3	78.9	80.1	80.3	79.9	80.5	80.2	80.9	
Life Expectancy at Birth (Females)	number of years	83.9	83.1	83.4	85.0	84.3	83.7	84.9	84.2	84.8	
Healthy Life Years at Birth (Total)	number of years	64.7	61.3	63.7	64.7	66.0	63.3	68.2	65.2	62.2	
Healthy Life Years at Birth (Males)	number of years	65.1	61.6	63.4	64.3	65.8	63.1	67.5	64.7	62.0	
Healthy Life Years at Birth (Females)	number of years	64.2	61.0	64.0	65.0	66.1	63.4	68.8	65.8	62.4	
Share of People with Good or Very Good Perceived Health (Total)	% of population aged 16 or over	74.6	75.8	77.2	76.4	77.7	80.3	78.7	78.1	77.8	77.8
Share of People with Good or Very Good Perceived Health (Males)	% of population aged 16 or over	76.9	78.0	78.9	78.2	79.0	81.4	79.3	79.0	79.4	79.1
Share of People with Good or Very Good Perceived Health (Females)	% of population aged 16 or over	72.3	73.7	75.6	74.8	76.4	79.2	78.2	77.3	76.3	76.5
HEALTH DETERMINANTS											
Smoking Prevalence (Total)	% of population aged 15 or over			30.0		31.0			28.0		
Smoking Prevalence (Males)	% of population aged 15 or over			42.0		44.0			39.0		
Smoking Prevalence (Females)	% of population aged 15 or over			19.0		19.0			17.0		
Obesity Rate (Overweight: Bmi \geq 25)	% of population aged 18 or over					48.3			52.7		
Obesity Rate (Pre-Obese: 25 < Bmi < 30)	% of population aged 18 or over					33.8			38.0		
Obesity Rate (Obese: Bmi \geq 30)	% of population aged 18 or over					14.5			14.7		
Population Living in Households Considering that they Suffer from Noise (Total)	% of population	29.0	27.5	25.7	26.2	19.2	17.2	15.6	16.9	19.6	15.4

		2010	2011	2012	2013	2014	2015	2016	2017	2018	2019
Population Living in Households Considering that they Suffer from Noise (Below 60% Of Median Equivalised Income)	% of population	25.4	26.2	21.1	28.8	17.9	15.6	17.1	18.4	22.8	15.2
Population Living in Households Considering that they Suffer from Noise (Above 60% Of Median Equivalised Income)	% of population	29.6	27.7	26.5	25.7	19.4	17.5	15.3	16.7	19.1	15.5
Exposure to Air Pollution (Particulates <2.5Mm)	µg/m3	22.2	23.2	24.3	17.0	17.2	17.2	14.7	14.7	13.2	13.4
Exposure to Air Pollution (Particulates <10Mm)	µg/m3	48.0	35.7	36.4	37.4	32.4	34.9	27.2	29.2	29.9	26.0
CAUSES OF DEATH											
Standardised Death Rate Due to Chronic Diseases (Total)	number per 100,000 persons aged less than 65	88.1	82.7	86.2	81.9	85.1	88.9	82.5	92.1		
Standardised Death Rate Due to Chronic Diseases (Males)	number per 100,000 persons aged less than 65	118.4	105.4	111.6	113.2	112.7	116.0	109.2	119.6		
Standardised Death Rate Due to Chronic Diseases (Females)	number per 100,000 persons aged less than 65	59.2	61.1	62.0	52.1	58.9	63.1	57.0	65.8		
Suicide Death Rate (15-19 Years)	Crude death rate per 100,000 persons		0.0	5.0	3.5	3.7	1.9	2.0	2.0		
Suicide Death Rate (50-54 Years)	Crude death rate per 100,000 persons		7.2	1.8	7.0	1.8	7.2	1.8	7.3		
Death Due to Suicide (Total)	Stan- dardised death rate by 100,000 inhabitants		4.0	3.8	5.2	4.5	4.5	3.9	4.1		
Death Due to Suicide (Males)	Stan- dardised death rate by 100,000 inhabitants		7.1	7.5	9.6	6.8	7.1	6.9	7.1		
Death Due to Suicide (Females)	Stan- dardised death rate by 100 000 inhabitants		1.2	0.4	1.1	2.4	2.0	1.1	1.3		
Standardised Death Rate Due to Tuberculosis, Hiv and Hepatitis	number per 100,000 persons	0.7	1.7	1.5	1.0	1.6	1.6				

		2010	2011	2012	2013	2014	2015	2016	2017	2018	2019
Standardised Death Rate Due to Tuberculosis	number per 100,000 persons	0.2	0.5	0.8	0.2	0.6	0.3	0.3	0.4		
Standardised Death Rate Due to Hepatitis	number per 100,000 persons	0.3	0.9	0.5	0.6	0.4	0.7	0.8	0.3		
Standardised Death Rate Due to Hiv	number per 100,000 persons	0.2	0.3	0.2	0.2	0.5	0.6				
Standardised Preventable and Treatable Mortality	number per 100,000 persons aged less than 75 years		187.9	196.9	182.3	182.0	189.7	171.2	185.3		
Standardised Treatable Mortality	number per 100,000 persons aged less than 75 years		108.8	112.7	108.2	108.5	110.1	99.9	111.3		
Standardised Treatable Mortality	number per 100,000 persons aged less than 75 years		79.2	84.2	74.1	73.5	79.6	71.2	73.9		
People Killed in Accidents at Work (Total)	number per 100,000 employees	4.9	1.5	2.7	2.5	1.7	1.3	1.4	0.5	2.3	
People Killed in Accidents at Work (Males)	number per 100,000 employees	9.0	3.1	5.0	4.2	3.7	2.0	2.7	1.0	3.9	
People Killed in Accidents at Work (Females)	number per 100,000 employees	0.0	0.0	0.6	0.6	0.0	0.6	0.0	0.0	0.5	
ACCESS TO HEALTHCARE											
Self-Reported Unmet Need for Medical Examination and Care (Total)	% of population aged 16 and over	4.1	4.4	3.5	4.4	4.7	1.5	0.6	1.5	1.4	1.0
Self-Reported Unmet Need for Medical Examination and Care (Males)	% of population aged 16 and over	3.2	3.8	2.6	3.8	4.2	1.3	0.5	1.1	1.5	0.8
Self-Reported Unmet Need for Medical Examination and Care (Females)	% of population aged 16 and over	4.9	4.9	4.3	4.8	5.1	1.7	0.6	1.8	1.4	1.3

		2010	2011	2012	2013	2014	2015	2016	2017	2018	2019
GOAL 4: ENSURE INCLUSIVE AND EQUITABLE QUALITY EDUCATION AND PROMOTE LIFELONG LEARNING OPPORTUNITIES FOR ALL											
BASIC EDUCATION											
Early Leavers from Education and Training (Total)	% of the population aged 18-24	12.7	11.3	11.4	9.1	6.8	5.2	7.6	8.5	7.8	9.2
Early Leavers from Education and Training (Males)	% of the population aged 18-24	16.2	15.1	16.5	14.8	11.2	7.7	11.4	9.4	9.9	11.1
Early Leavers from Education and Training (Females)	% of the population aged 18-24	9.8	8.1	7.0	4.2	2.9	3.1	4.3	7.7	6.0	7.5
Early Leavers from Education and Training (Citizen of Reporting Country)	% of the population aged 18-24	7.6	7.0	7.4	7.0	4.5	3.2	5.1	5.7	6.0	4.9
Early Leavers from Education and Training (Citizen of Non-EU27 Reporting Countries)	% of the population aged 18-24	24.7	28.3	24.8	20.1	34.0	23.5	26.1	20.4	17.3	25.7
Underachievement in Reading	% of 15-year-old students			32.8			35.6			43.7	
Underachievement in Maths	% of 15-year-old students			42.0			42.6			36.9	
Underachievement in Science	% of 15-year-old students			38.0			42.1			39.0	
Participation in Early Childhood Education (Total)	% of the age group between 4-years-old and the starting age of compulsory education	85.4	85.0	83.8	84.3	82.6	89.6	89.7	92.0	95.3	
Participation in Early Childhood Education (Males)	% of the age group between 4-years-old and the starting age of compulsory education	84.7	85.0	83.9	84.3	81.9	89.5	90.4	91.6	96.3	
Participation in Early Childhood Education (Females)	% of the age group between 4-years-old and the starting age of compulsory education	86.0	85.0	83.6	84.4	83.3	89.7	89.0	92.4	94.1	

		2010	2011	2012	2013	2014	2015	2016	2017	2018	2019
TERTIARY EDUCATION											
Tertiary Educational Attainment (Total)	% of the population aged 30-34	45.3	46.2	49.9	47.8	52.5	54.5	53.4	55.9	57.1	58.8
Tertiary Educational Attainment (Males)	% of the population aged 30-34	41.3	39.7	43.6	41.6	46.0	46.7	43.9	47.3	49.2	49.0
Tertiary Educational Attainment (Females)	% of the population aged 30-34	48.9	52.0	55.5	53.4	58.2	61.6	62.1	63.6	64.4	68.2
Employment Rates of Recent Graduates (Total)	% of the population aged 20-34 with at least upper-secondary education	78.4	72.5	73.0	62.1	68.7	68.9	73.4	71.6	78.9	81.7
Employment Rates of Recent Graduates (Males)	% of the population aged 20-34 with at least upper-secondary education	78.0	73.1	74.7	62.6	68.5	67.7	72.5	68.6	73.8	85.3
Employment Rates of Recent Graduates (Females)	% of the population aged 20-34 with at least upper-secondary education	78.7	72.0	71.6	61.7	68.9	69.8	74.2	73.8	82.5	79.1
ADULT LEARNING											
Adult Participation in Learning (Total)	% of population aged 25-64	8.1	7.8	7.7	7.2	7.1	7.5	6.9	6.9	6.7	5.9
Adult Participation in Learning (Males)	% of population aged 25-64	7.9	7.7	7.4	7.0	6.7	6.9	6.7	6.7	6.8	5.6
Adult Participation in Learning (Females)	% of population aged 25-64	8.2	7.9	8.0	7.4	7.5	7.9	7.1	7.1	6.6	6.2

		2010	2011	2012	2013	2014	2015	2016	2017	2018	2019
GOAL 5: ACHIEVE GENDER EQUALITY AND EMPOWER ALL WOMEN AND GIRLS											
GENDER-BASED VIOLENCE											
Physical and Sexual Violence to Women (15-74 Years)	% of women			5.0							
Physical and Sexual Violence to Women (18-29 Years)	% of women			6.0							
Physical and Sexual Violence to Women (30-39 Years)	% of women			4.0							
Physical and Sexual Violence to Women (40-49 Years)	% of women			3.0							
Physical and Sexual Violence to Women (50-59 Years)	% of women			4.0							
Physical and Sexual Violence to Women (60 Years Or Over)	% of women			6.0							
EDUCATION											
Early Leavers from Education and Training (Total)	% of the population aged 18-24	12.7	11.3	11.4	9.1	6.8	5.2	7.6	8.5	7.8	9.2
Early Leavers from Education and Training (Males)	% of the population aged 18-24	16.2	15.1	16.5	14.8	11.2	7.7	11.4	9.4	9.9	11.1
Early Leavers from Education and Training (Females)	% of the population aged 18-24	9.8	8.1	7.0	4.2	2.9	3.1	4.3	7.7	6.0	7.5
Employment Rates of Recent Graduates (Total)	% of the population aged 20-34 with at least upper-secondary education	78.4	72.5	73.0	62.1	68.7	68.9	73.4	71.6	78.9	81.7
Employment Rates of Recent Graduates (Males)	% of the population aged 20-34 with at least upper-secondary education	78.0	73.1	74.7	62.6	68.5	67.7	72.5	68.6	73.8	85.3
Employment Rates of Recent Graduates (Females)	% of the population aged 20-34 with at least upper-secondary education	78.7	72.0	71.6	61.7	68.9	69.8	74.2	73.8	82.5	79.1
Tertiary Educational Attainment (Total)	% of the population aged 30-34	45.3	46.2	49.9	47.8	52.5	54.5	53.4	55.9	57.1	58.8

		2010	2011	2012	2013	2014	2015	2016	2017	2018	2019
Tertiary Educational Attainment (Males)	% of the population aged 30-34	41.3	39.7	43.6	41.6	46.0	46.7	43.9	47.3	49.2	49.0
Tertiary Educational Attainment (Females)	% of the population aged 30-34	48.9	52.0	55.5	53.4	58.2	61.6	62.1	63.6	64.4	68.2
EMPLOYMENT											
Gender Employment Gap	Percentage points	12.9	11.9	11.3	10.4	7.7	8.3	9.7	9.5	10.4	11.6
Gender Pay Gap in Unadjusted Form	% of average gross hourly earnings of men	16.8	16.1	15.6	14.9	14.2	13.2	12.3	11.2	10.4	
Inactive Population Due to Caring Responsibilities (Total)	% of inactive population aged 20 to 64	43.7	41.2	40.5	36.4	33.6	36.0	41.0	42.7	41.6	42.9
Inactive Population Due to Caring Responsibilities (Males)	% of inactive population aged 20 to 64	6.1	6.7	6.6	5.8	6.6	7.5	9.6	10.4	9.4	12.3
Inactive Population Due to Caring Responsibilities (Females)	% of inactive population aged 20 to 64	60.4	57.0	55.4	50.1	47.0	51.5	58.0	60.3	58.4	58.4
LEADERSHIP POSITIONS											
Seats Held by Women in National Parliament	% of seats	12.5	10.7	10.7	14.3	14.3	12.5	17.9	17.9	18.2	17.9
Seats Held by Women in National Government	% of seats	16.7	25.0	33.3	8.3	8.3	8.3	8.3	8.3	16.7	16.7
Positions Held by Women in Senior Management Positions (Board Members)	% of positions	4.0	4.6	7.7	7.3	9.3	9.0	10.8	10.4	11.9	9.4
Positions Held by Women in Senior Management Positions (Executives)	% of positions			8.6	13.8	14.9	17.6	15.2	15.2	17.4	17.5

		2010	2011	2012	2013	2014	2015	2016	2017	2018	2019
GOAL 6: ENSURE AVAILABILITY AND SUSTAINABLE MANAGEMENT OF WATER AND SANITATION FOR ALL											
SANITATION											
Population Having Neither a Bath, nor a Shower, nor Indoor Flushing Toilet in Their Household (Total)	% of population	1.1	1.1	0.9	1.0	1.0	0.8	0.7	0.5	0.5	0.5
Population Having Neither a Bath, nor a Shower, nor Indoor Flushing Toilet in Their Household (Below 60% Of Median Equivalised Income)	% of population	4.9	3.7	2.7	2.4	3.2	2.8	1.9	2.2	1.8	1.5
Population Having Neither a Bath, nor a Shower, nor Indoor Flushing Toilet in Their Household (Above 60% Of Median Equivalised Income)	% of population	0.4	0.6	0.6	0.8	0.6	0.4	0.4	0.2	0.3	0.3
WATER QUALITY											
Biochemical Oxygen Demand in Rivers	mg O2 per litre	2.7	3.9	3.0	1.8	4.4	1.9	2.3	3.3		
Nitrate (No3) in Groundwater	mg NO3 per litre	27.6	23.5	27.0	43.6	32.9	43.3	31.8	42.1		
Bathing Sites with Excellent Water Quality	% of bathing sites		99.1	100.0	100.0	100.0	99.1	99.1	97.4	99.1	99.1
WATER USE EFFICIENCY											
Water Exploitation Index, Plus (Wei+)	% of long term average available water		76.8	78.4	79.3	78.3	79.4	74.9	70.3		

		2010	2011	2012	2013	2014	2015	2016	2017	2018	2019
GOAL 7: ENSURE ACCESS TO AFFORDABLE, RELIABLE, SUSTAINABLE AND MODERN ENERGY FOR ALL											
ENERGY CONSUMPTION											
Primary Energy Consumption	index 2005 = 100	108.1	106.9	101.0	87.9	87.8	91.9	98.0	102.4	102.9	102.7
Final Energy Consumption	index 2005 = 100	105.2	104.9	96.6	88.3	88.4	91.0	96.4	101.7	101.4	103.0
Final Energy Consumption in Households per Capita	kg of oil equivalent	406.0	419.0	407.0	356.0	345.0	385.0	394.0	402.0	388.0	411.0
Energy Productivity	EUR per kg of oil equivalent	6.6	6.7	6.9	7.2	7.0	7.0	6.9	7.1	7.2	7.4
Greenhouse Gas Emissions Intensity of Energy Consumption	index 2000 = 100	103.3	101.0	100.5	100.0	100.8	100.5	99.9	97.4	93.5	
ENERGY SUPPLY: SHARE OF RENEWABLE ENERGY IN GROSS FINAL ENERGY CONSUMPTION BY SECTOR											
Renewable Energy Sources	%	6.2	6.3	7.1	8.5	9.2	9.9	9.9	10.5	13.9	13.8
Renewable Energy Sources in Transport	%	2.0	0.0	0.0	1.1	2.7	2.5	2.7	2.6	2.7	3.3
Renewable Energy Sources in Electricity	%	1.4	3.4	4.9	6.7	7.4	8.4	8.6	8.9	9.4	9.8
Renewable Energy Sources in Heating And Cooling	%	18.8	20.0	21.8	22.6	22.3	24.1	24.8	26.5	37.2	35.1
ENERGY SUPPLY: ENERGY IMPORT DEPENDENCY BY PRODUCTS											
Total	% of imports in total gross available energy	100.6	92.3	96.7	96.1	93.1	97.3	95.8	95.9	92.5	92.8
Solid Fossil Fuels	% of imports in total gross available energy	65.6	1.7	100.0	100.0	125.0	100.0	0.0	326.4	97.5	117.2
Oil And Petroleum Products (Excluding Biofuel Portion)	% of imports in total gross available energy	104.2	95.8	101.0	100.8	97.9	102.8	100.7	100.9	99.2	99.7
Natural Gas	% of imports in total gross available energy	0.0	0.0	0.0	0.0	0.0	0.0	0.0	0.0	0.0	0.0
ACCESS TO AFFORDABLE ENERGY: POPULATION UNABLE TO KEEP HOME ADEQUATELY WARM BY POVERTY STATUS											
Total	% of population	27.3	26.6	30.7	30.5	27.5	28.3	24.3	22.9	21.9	21.0
Below 60% of Median Equivalised Income	% of population	40.1	46.3	50.6	51.0	47.5	49.2	49.0	46.8	45.4	47.5
Above 60% of Median Equivalised Income	% of population	25.0	23.2	27.2	26.8	24.1	24.2	19.5	18.4	17.6	16.5

		2010	2011	2012	2013	2014	2015	2016	2017	2018	2019
GOAL 8: PROMOTE SUSTAINED, INCLUSIVE AND SUSTAINABLE ECONOMIC GROWTH, FULL AND PRODUCTIVE EMPLOYMENT AND DECENT WORK FOR ALL											
SUSTAINABLE ECONOMIC GROWTH											
Real GDP per capita	% change on previous year	-0.6	-2.1	-4.9	-6.3	-0.7	3.8	6.0	4.2	4.0	1.9
Real GDP per capita	euro per capita	23,400	22,900	21,780	20,400	20,250	21,020	22,270	23,200	24,120	24,570
Investment share of GDP (Total investment)	% of GDP	22.5	19.0	15.5	14.1	13.3	12.9	18.1	21.0	19.2	19.4
Investment share of GDP (Business investment)	% of GDP	8.8	7.6	6.6	6.9	6.5	6.2	10.3	12.2	6.4	7.9
Investment share of GDP (Government investment)	% of GDP	4.2	4.0	2.9	2.3	2.1	2.2	2.5	2.7	4.9	2.4
Investment share of GDP (Households investments)	% of GDP	9.5	7.5	6.0	5.0	4.8	4.5	5.4	6.2	7.9	9.1
Resource productivity and domestic material consumption	Index, 2000=100	101.6	103.9	136.7	176.8	174.8	179.6	172.4	153.2	157.9	154.3
EMPLOYMENT											
Young people neither in employment nor in education and training (Total)	% of population aged 15-29	12.9	14.8	17.3	20.4	19.5	18.5	18.0	17.6	14.9	14.1
Young people neither in employment nor in education and training (Males)	% of population aged 15-29	10.8	14.2	17.2	20.7	20.5	17.7	16.4	15.7	14.2	12.2
Young people neither in employment nor in education and training (Females)	% of population aged 15-29	14.8	15.4	17.4	20.1	18.5	19.2	19.5	19.3	15.5	15.9
Young people neither in employment nor in education and training (Citizen of reporting country)	% of the population aged 15-29	11.5	13.6	16.8	19.9	19.9	18.0	18.1	17.7	15.0	12.7
Young people neither in employment nor in education and training (Citizen of non-EU27 reporting countries)	% of the population aged 15-29	16.5	17.3	17.5	17.8	13.9	16.3	17.0	18.6	15.7	22.1
Employment rate (Total)	% of population aged 20-64	75.0	73.4	70.2	67.2	67.6	67.9	68.7	70.8	73.9	75.7
Employment rate (Males)	% of population aged 20-64	81.7	79.6	76.1	72.6	71.6	72.3	73.8	75.7	79.3	81.7
Employment rate (Females)	% of population aged 20-64	68.8	67.7	64.8	62.2	63.9	64.0	64.1	66.2	68.9	70.1
Employment rate (Citizen of reporting country)	% of the population aged 50-64	75.2	73.2	69.7	66.8	66.7	67.2	68.6	70.8	74.7	75.8
Employment rate (Citizen of non-EU27 reporting countries)	% of the population aged 50-64	69.0	70.4	69.6	68.2	70.0	69.2	63.4	64.0	64.4	68.9

		2010	2011	2012	2013	2014	2015	2016	2017	2018	2019
Long-term unemployment rate (Total)	% of total active population	1.3	1.6	3.6	6.1	7.7	6.8	5.8	4.5	2.7	2.1
Long-term unemployment rate (Males)	% of total active population	1.3	1.7	3.9	6.5	8.3	7.4	6.4	5.0	2.6	1.8
Long-term unemployment rate (Females)	% of total active population	1.3	1.5	3.1	5.6	7.0	6.2	5.1	4.0	2.8	2.3
Inactive population due to caring responsibilities (Total)	% of inactive population aged 20 to 64	43.7	41.2	40.5	36.4	33.6	36.0	41.0	42.7	41.6	42.9
Inactive population due to caring responsibilities (Males)	% of inactive population aged 20 to 64	6.1	6.7	6.6	5.8	6.6	7.5	9.6	10.4	9.4	12.3
Inactive population due to caring responsibilities (Females)	% of inactive population aged 20 to 64	60.4	57.0	55.4	50.1	47.0	51.5	58.0	60.3	58.4	58.4
DECENT WORK											
People killed in accidents at work (Total)	number per 100,000 employees	4.9	1.5	2.7	2.5	1.7	1.3	1.4	0.5	2.3	
People killed in accidents at work (Males)	number per 100,000 employees	9.0	3.1	5.0	4.2	3.7	2.0	2.7	1.0	3.9	
People killed in accidents at work (Females)	number per 100,000 employees	0.0	0.0	0.6	0.6	0.0	0.6	0.0	0.0	0.5	
In work at-risk-of-poverty rate	% of employed persons aged 18 or over	7.3	7.3	7.9	8.9	7.8	9.1	8.2	7.9	7.4	6.7
Involuntary temporary employment	% of employees aged 15-64 years	13.1	13.4	14.4	16.7	17.9	17.1	15.2	14.1	12.8	12.8

		2010	2011	2012	2013	2014	2015	2016	2017	2018	2019
GOAL 9: BUILD RESILIENT INFRASTRUCTURE, PROMOTE INCLUSIVE AND SUSTAINABLE INDUSTRIALISATION AND FOSTER INNOVATION											
R&D AND INNOVATION											
Gross Domestic Expenditure on R&D (All Sectors)	% of GDP	0.4	0.5	0.4	0.5	0.5	0.5	0.5	0.6	0.6	0.6
Gross Domestic Expenditure on R&D (Business Enterprise Sector)	% of GDP	0.1	0.1	0.1	0.1	0.1	0.1	0.2	0.2	0.3	0.3
Gross Domestic Expenditure on R&D (Government Sector)	% of GDP	0.1	0.1	0.1	0.1	0.1	0.1	0.1	0.1	0.1	0.1
Gross Domestic Expenditure on R&D (Higher Education Sector)	% of GDP	0.2	0.2	0.2	0.3	0.3	0.2	0.2	0.2	0.3	0.3
Gross Domestic Expenditure on R&D (Private Non-Profit Sector)	% of GDP	0.1	0.1	0.1	0.1	0.1	0.1	0.1	0.1	0.1	0.1
Human Resources in Science And Technology	% of active population aged 25-64	44.0	47.1	48.5	47.9	48.8	49.3	51.0	50.9	52.0	52.5
R&D Personnel (All Sectors)	% of active population	0.3	0.3	0.3	0.3	0.3	0.3	0.3	0.4	0.4	0.4
R&D Personnel (Business Enterprise Sector)	% of active population	0.1	0.1	0.1	0.1	0.1	0.1	0.1	0.1	0.2	0.2
R&D Personnel (Government Sector)	% of active population	0.1	0.1	0.1	0.1	0.1	0.1	0.1	0.1	0.1	0.1
R&D Personnel (Higher Education Sector)	% of active population	0.1	0.1	0.1	0.1	0.1	0.1	0.1	0.2	0.2	0.2
R&D Personnel (Private Non-Profit Sector)	% of active population	0.0	0.0	0.0	0.0	0.0	0.0	0.0	0.0	0.0	0.0
Employment in High and Medium-High Technology Manufacturing and Knowledge-Intensive Services	% of total employment	36.0	36.5	36.8	39.3	40.8	39.4	39.7	39.7	40.6	39.6
Employment in High and Medium-High Technology Manufacturing	% of total employment	0.6	0.7	0.7	1.0	0.9	0.8	0.8	0.8	0.9	0.8
Employment in Knowledge-Intensive Services	% of total employment	35.4	35.8	36.1	38.3	39.9	38.6	38.9	38.9	39.7	38.8
Patent Applications to the European Patent Office	number per million inhabitants	59.1	64.6	64.8	47.6	51.6	46.0	42.3	57.0	56.3	53.7
SUSTAINABLE TRANSPORT											
Share Of Buses And Trains In Total Passenger Transport	% of total inland passenger-km	18.1	18.3	18.7	18.5	18.2	18.7	18.6	19.0	18.9	
Average Co ₂ Emissions Per Km From New Passenger Cars	g CO ₂ per km	155.8	149.9	144.3	139.2	129.8	125.7	123.5	122.2	123.3	

		2010	2011	2012	2013	2014	2015	2016	2017	2018	2019
GOAL 10: REDUCE INEQUALITY WITHIN AND AMONG COUNTRIES											
INEQUALITIES BETWEEN COUNTRIES											
Purchasing Power Adjusted GDP per Capita	Real expenditure per capita (in PPS-current prices)	25,300	24,800	23,500	21,900	21,600	22,900	24,800	26,100	27,400	27,900
Purchasing Power Adjusted GDP per Capita	volume indices of real expenditure per capita (index, EU27_2020 = 100)	102.0	97.0	91.0	84.0	81.0	83.0	88.0	89.0	91.0	90.0
Adjusted Gross Disposable Income of Households per Capita	Purchasing power standard (PPS) per inhabitant	19,099	18,830	17,947	17,365	16,868	17,648	18,573	19,193	20,118	20,765
Adjusted Gross Disposable Income of Households per Capita	Purchasing power standard per inhabitant in percentage of the EUR27 average (from 2020)	99.0	95.0	90.0	86.0	82.0	82.0	86.0	87.0	89.0	89.0
INEQUALITIES WITHIN COUNTRIES											
Relative Median At-Risk-Of-Poverty Gap	% distance to poverty threshold	18.0	19.0	19.0	17.7	18.5	19.8	17.3	15.1	18.6	16.0
Income Distribution	Income quintile share ratio	4.5	4.3	4.7	4.9	5.4	5.2	4.9	4.6	4.3	4.6
Income Share of the Bottom 40% of the Population	% of income	21.9	22.2	21.4	20.8	19.9	20.1	20.7	21.4	22.1	21.5
People at Risk of Income Poverty After Social Transfers (Citizen of Reporting Country)	% of population aged 18 years or more	14.1	13.4	12.1	12.7	12.6	13.3	13.7	13.4	12.9	11.9
People at Risk of Income Poverty After Social Transfers (Citizen of Non-EU27 Reporting Countries)	% of population aged 18 years or more	36.4	30.5	32.1	30.8	28.0	28.7	25.4	29.3	29.4	30.4
People at Risk of Poverty or Social Exclusion (Cities)	% of population	24.3	23.5	23.8	25.1	25.1	24.9	23.7	21.5	20.4	17.4

		2010	2011	2012	2013	2014	2015	2016	2017	2018	2019
MIGRATION AND SOCIAL INCLUSION											
People at Risk of Poverty or Social Exclusion (Towns And Suburbs)	% of population	20.9	24.1	31.4	31.1	28.2	32.6	31.0	28.8	28.3	29.1
People at Risk of Poverty or Social Exclusion (Rural Areas)	% of population	26.9	27.1	30.2	30.4	31.0	33.1	32.2	29.5	26.4	24.9
Asylum Applications (First Time Applicant)	number per million inhabitants	3,418	2,051	1,840	1,334	1,736	2,483	3,335	5,206	8,746	14,394
Asylum Applications (Positive First Instance Decision)	number per million inhabitants	512	82	122	191	1167	1870	1527	1448	1396	1474
Early Leavers from Education and Training (Citizen Of Reporting Country)	% of the population aged 18-24	7.6	7.0	7.4	7.0	4.5	3.2	5.1	5.7	6.0	4.9
Early Leavers from Education and Training (Citizen of Non-EU27 Reporting Countries)	% of the population aged 18-24	24.7	28.3	24.8	20.1	34.0	23.5	26.1	20.4	17.3	25.7
Young People Neither in Employment Nor in Education and Training (Citizen of Reporting Country)	% of the population aged 15-29	11.5	13.6	16.8	19.9	19.9	18.0	18.1	17.7	15.0	12.7
Young People Neither in Employment Nor in Education and Training (Citizen of Non-Eu27 Reporting Countries)	% of the population aged 15-29	16.5	17.3	17.5	17.8	13.9	16.3	17.0	18.6	15.7	22.1
Employment Rate (Citizen of Reporting Country)	% of the population aged 50-64	75.2	73.2	69.7	66.8	66.7	67.2	68.6	70.8	74.7	75.8
Employment Rate (Citizen of Non-EU27 Reporting Countries)	% of the population aged 50-64	69.0	70.4	69.6	68.2	70.0	69.2	63.4	64.0	64.4	68.9

		2010	2011	2012	2013	2014	2015	2016	2017	2018	2019
GOAL 11: MAKE CITIES AND HUMAN SETTLEMENTS INCLUSIVE, SAFE, RESILIENT AND SUSTAINABLE											
QUALITY OF LIFE IN CITIES AND COMMUNITIES											
Overcrowding Rate (Total)	% of population	3.5	2.9	2.8	2.4	2.2	1.4	2.4	2.8	2.5	2.2
Overcrowding Rate (Below 60% of Median Equivalised Income)	% of population	7.5	7.8	7.5	4.9	4.6	3.5	5.7	6.0	5.2	5.4
Overcrowding Rate (Above 60% of Median Equivalised Income)	% of population	2.7	2.0	2.0	1.9	1.8	1.0	1.7	2.3	2.0	1.6
Population Living in Households Considering that they Suffer from Noise (Total)	% of population	29.0	27.5	25.7	26.2	19.2	17.2	15.6	16.9	19.6	15.4
Population Living in Households Considering that they Suffer from Noise (Below 60% of Median Equivalised Income)	% of population	25.4	26.2	21.1	28.8	17.9	15.6	17.1	18.4	22.8	15.2
Population Living in Households Considering that they Suffer from Noise (Above 60% of Median Equivalised Income)	% of population	29.6	27.7	26.5	25.7	19.4	17.5	15.3	16.7	19.1	15.5
Exposure to Air Pollution (Particulates <2.5Mm)	µg/m3	22.2	23.2	24.3	17.0	17.2	17.2	14.7	14.7	13.2	
Exposure to Air Pollution (Particulates <10Mm)	µg/m3	48.0	35.7	36.4	37.4	32.4	34.9	27.2	29.2	29.9	
Population Living in a Dwelling with a Leaking Roof, Damp Walls, Floors or Foundation or Rot in Window Frames of Floor (Total)	% of population	30.0	29.8	30.0	31.1	25.5	26.5	27.1	29.3	30.2	31.1
Population Living in a Dwelling with a Leaking Roof, Damp Walls, Floors or Foundation or Rot in Window Frames of Floor (Below 60% of Median Equivalised Income)	% of population	36.1	40.4	34.6	35.1	32.1	33.9	38.2	41.0	39.8	42.5
Population Living in a Dwelling with a Leaking Roof, Damp Walls, Floors or Foundation or Rot in Window Frames of Floor (Above 60% of Median Equivalised Income)	% of population	28.9	28.0	29.2	30.3	24.4	25.1	24.9	27.1	28.4	29.2
Population Reporting Occurrence of Crime, Violence or Vandalism in their Area (Total)	% of population	12.7	15.0	15.5	15.3	11.9	12.0	9.8	12.5	13.9	12.7
Population Reporting Occurrence of Crime, Violence or Vandalism in their Area (Below 60% of Median Equivalised Income)	% of population	9.5	13.0	12.8	11.9	7.8	11.1	8.5	11.7	7.5	9.4

		2010	2011	2012	2013	2014	2015	2016	2017	2018	2019
Population Reporting Occurrence of Crime, Violence or Vandalism in their Area (Above 60% of Median Equivalised Income)	% of population	13.3	15.3	15.9	15.9	12.6	12.2	10.1	12.7	15.0	13.3
SUSTAINABLE MOBILITY											
People Killed in Road Accidents	number per 100,000 persons	7.2	8.3	5.9	5.1	5.3	6.7	5.4	6.2	5.6	
Share of Buses and Trains in Total Passenger Transport	% of total inland passenger-km	18.1	18.3	18.7	18.5	18.2	18.7	18.6	19.0	18.9	
Recycling Rate of Municipal Waste	% of total waste generated	10.9	10.9	12.6	13.9	14.8	16.5	16.2	16.1	16.7	15.0
Settlement Area Per Capita	m ² per capita			787.8			977.2			939.0	

		2010	2011	2012	2013	2014	2015	2016	2017	2018	2019
GOAL 12: ENSURE SUSTAINABLE CONSUMPTION AND PRODUCTION PATTERNS											
DECOUPLING ENVIRONMENTAL IMPACTS FROM ECONOMIC GROWTH											
Resource Productivity and Domestic Material Consumption	Index, 2000=100	101.6	103.9	136.7	176.8	174.8	179.6	172.4	153.2	157.9	154.3
Average CO2 Emissions per Km from New Passenger Cars	g CO2 per km	155.8	149.9	144.3	139.2	129.8	125.7	123.5	122.2	123.3	
Energy Productivity	euro per kg of oil equivalent	6.6	6.7	6.9	7.2	7.0	7.0	6.9	7.1	7.2	7.4
Volume of Freight Transport Relative to Gross Domestic Product	Index, 2010=100	100.0	86.2	85.2	64.0	55.5	55.9	65.4	73.5	76.2	
WASTE GENERATION AND MANAGEMENT											
Recycling Rate of Waste Excluding Major Mineral Wastes	% of total waste treated	46.0		34.0		31.0		31.0			
Circular Material Use Rate	% of total material use	2.0	1.9	2.0	2.4	2.2	2.4	2.4	2.4	2.7	2.9
Generation of Waste Excluding Major Mineral Wastes (Hazardous and Non-Hazardous)	kg per capita	1,042		767		757		845		930	
Generation of Waste Excluding Major Mineral Wastes (Hazardous)	kg per capita	28.0		30.0		38.0		33.0		35.0	
Generation of Waste Excluding Major Mineral Wastes (Non-Hazardous)	kg per capita	1,014		737		719		812		895	

		2010	2011	2012	2013	2014	2015	2016	2017	2018	2019
GOAL 13: TAKE URGENT ACTION TO COMBAT CLIMATE CHANGE AND ITS IMPACTS											
CLIMATE MITIGATION											
Greenhouse Gas Emissions	index, 1990 = 100	161.5	156.7	147.7	135.7	141.6	142.0	151.0	155.8	153.8	
Greenhouse Gas Emissions	tonnes of CO ₂ equivalent per capita	12.5	11.8	11.0	10.1	10.6	10.7	11.4	11.6	11.3	
Greenhouse Gas Emissions Intensity of Energy Consumption	index, 2000 = 100	103.3	101.0	100.5	100.0	100.8	100.5	99.9	97.4	93.5	
Share of Renewable Energy in Gross Final Energy Consumption (Renewable Energy Sources)	%	6.2	6.3	7.1	8.5	9.2	9.9	9.9	10.5	13.9	13.8
Share of Renewable Energy in Gross Final Energy Consumption (Renewable Energy Sources in Transport)	%	2.0	0.0	0.0	1.1	2.7	2.5	2.7	2.6	2.7	3.3
Share of Renewable Energy in Gross Final Energy Consumption (Renewable Energy Sources in Electricity)	%	1.4	3.4	4.9	6.7	7.4	8.4	8.6	8.9	9.4	9.8
Share of Renewable Energy in Gross Final Energy Consumption (Renewable Energy Sources in Heating and Cooling)	%	18.8	20.0	21.8	22.6	22.3	24.1	24.8	26.5	37.2	35.1
Average CO ₂ Emissions per Km from New Passenger Cars	g CO ₂ per km	155.8	149.9	144.3	139.2	129.8	125.7	123.5	122.2	123.3	
SUPPORT TO CLIMATE ACTION											
Population Covered by the Covenant of Mayors for Climate and Energy Signatories	% of population	23.3	36.3	50.1	55.0	58.4	58.7	58.5	57.9	57.2	56.5
Contribution to the International 100 Billion USD Commitment on Climate Related Expending	million euro (current prices)					0.0					

		2010	2011	2012	2013	2014	2015	2016	2017	2018	2019
GOAL 14: CONSERVE AND SUSTAINABLY USE THE OCEANS, SEAS AND MARINE RESOURCES FOR SUSTAINABLE DEVELOPMENT											
OCEAN HEALTH											
Bathing Sites with Excellent Water Quality	% of bathing sites		99.1	100.0	100.0	100.0	99.1	99.1	97.4	99.1	99.1
MARINE CONSERVATION											
Surface of Marine Sites Designated Under Natura 2000	km2		132.0	132.0	132.0	131.0	131.0	131.0	131.0	131.0	
SUSTAINABLE FISHERY											
Catches in Major Fishing Area	tonnes live weight	1,400	1,163	1,297	1,166	1,249	1,475	1,482	1,736	1,470	1480

		2010	2011	2012	2013	2014	2015	2016	2017	2018	2019
GOAL 15: PROTECT, RESTORE AND PROMOTE SUSTAINABLE USE OF TERRESTRIAL ECOSYSTEMS, SUSTAINABLY MANAGE FORESTS, COMBAT DESERTIFICATION, AND HALT AND REVERSE LAND DEGRADATION AND HALT BIODIVERSITY LOSS											
ECOSYSTEM STATUS											
Share of Forest Area (Forest and Other Wooded Land)	% of total land area			33.3			39.7			43.1	
Share of Forest Area (Forest)	% of total land area			20.3			23.2			22.4	
Share of Forest Area (Other Wooded Land)	% of total land area			13.0			16.5			20.7	
Biochemical Oxygen Demand in Rivers	mg O ₂ per litre	2.7	3.9	3.0	1.8	4.4	1.9	2.3	3.3		
LAND DEGRADATION											
Soil Sealing Index	index, 2006 = 100			107.7			113.7				
Soil Sealing Index	% of total surface			2.0			2.1				
Estimated Soil Erosion by Water - Area Affected (Erosion Rate of More 10 Tonnes/Hectare Annually)	%	6.1						6.5			
BIODIVERSITY											
Surface of Terrestrial Sites Designated Under Natura 2000	% of terrestrial protected area		28.0	28.0	28.0	28.0	29.0	29.0	29.0	29.0	29.0

		2010	2011	2012	2013	2014	2015	2016	2017	2018	2019
GOAL 16: PROMOTE PEACEFUL AND INCLUSIVE SOCIETIES FOR SUSTAINABLE DEVELOPMENT, PROVIDE ACCESS TO JUSTICE FOR ALL AND BUILD EFFECTIVE, ACCOUNTABLE AND INCLUSIVE INSTITUTIONS AT ALL LEVELS											
PEACE AND PERSONAL SECURITY											
Standardised Death Rate Due to Homicide (Total)	number per 100,000 persons	0.4	2.3	1.9	1.4	1.1	1.5	1.3	1.0		
Standardised Death Rate Due to Homicide (Males)	number per 100,000 persons	0.9	3.5	3.2	2.2	1.3	2.2	1.5	1.9		
Standardised Death Rate Due to Homicide (Females)	number per 100,000 persons		1.3	0.8	0.6	1.0	0.8	1.0	0.2		
Population Reporting Occurrence of Crime, Violence or Vandalism in their Area (Total)	% of population	12.7	15.0	15.5	15.3	11.9	12.0	9.8	12.5	13.9	12.7
Population Reporting Occurrence of Crime, Violence or Vandalism in their Area (Below 60% of Median Equivalised Income)	% of population	9.5	13.0	12.8	11.9	7.8	11.1	8.5	11.7	7.5	9.4
Population Reporting Occurrence of Crime, Violence or Vandalism in their Area (Above 60% of Median Equivalised Income)	% of population	13.3	15.3	15.9	15.9	12.6	12.2	10.1	12.7	15.0	13.3
ACCESS TO JUSTICE											
General Government Total Expenditure on Law Courts	euro per inhabitant	30.7	30.9	30.1	29.7	25.6	25.5	27.0	30.5	40.0	
Perceived Independence of The Justice System (Very Good)	% of population							10.0	11.0	9.0	10.0
Perceived Independence of The Justice System (Fairly Good)	% of population							46.0	49.0	46.0	49.0
Perceived Independence of The Justice System (Very Bad)	% of population							13.0	11.0	12.0	9.0
Perceived Independence of The Justice System (Fairly Bad)	% of population							19.0	14.0	18.0	15.0
Perceived Independence of The Justice System (Unknown)	% of population							12.0	15.0	15.0	17.0
TRUST IN INSTITUTIONS											
Corruption Perceptions Index	score scale of 0 (highly corrupt) to 100 (very clean)			66.0	63.0	63.0	61.0	55.0	57.0	59.0	58.0
Population with Confidence in EU Institutions (European Parliament)	% of population	51.0	45.0	39.0	28.0	32.0	29.0	34.0	44.0	46.0	64.0

		2010	2011	2012	2013	2014	2015	2016	2017	2018	2019
Population with Confidence in EU Institutions (European Commission)	% of population	49.0	42.0	34.0	21.0	25.0	21.0	28.0	41.0	43.0	53.0
Population with Confidence in EU Institutions (European Central Bank)	% of population	50.0	44.0	34.0	16.0	24.0	19.0	23.0	36.0	33.0	43.0

		2010	2011	2012	2013	2014	2015	2016	2017	2018	2019
GOAL 17: STRENGTHEN THE MEANS OF IMPLEMENTATION AND REVITALISE THE GLOBAL PARTNERSHIP FOR SUSTAINABLE DEVELOPMENT											
GLOBAL PARTNERSHIP											
Official Development Assistance	% of gross national income	0.2	0.2	0.1	0.1	0.1	0.1			0.1	0.2
Financing to Developing Countries from Official Development Assistance	million euro (current prices)	39.0	27.0	20.0	15.0	14.0	16.0			21.0	
Imports from Developing Countries (Development Assistance Committee)	million euro (current prices)	852	742	664	467	1117	1026	1105	1300	1294	1101
Imports from Developing Countries (Least Developed Countries)	million euro (current prices)	5.0	6.0	7.0	5.0	190.0	190.0	38.0	23.0	40.0	68.0
Imports from Developing Countries (Lower Middle Income Countries)	million euro (current prices)	269	254	170	145	184	229	194	325	241	242
Imports from Developing Countries (Other Low Income Countries)	million euro (current prices)	20.0	3.0	2.0	2.0	2.0	2.0	2.0	3.0	0.0	0.0
Imports from Developing Countries (Upper Middle Income Countries Except China)	million euro (current prices)	217	182	226	113	150	263	327	363	625	384
Imports from Developing Countries (China)	million euro (current prices)	340	297	259	202	591	342	545	587	388	410
FINANCIAL GOVERNANCE WITHIN EU											
General Government Gross Debt	% of GDP	56.4	65.9	80.3	104.0	109.1	107.2	103.1	93.5	99.2	94.0
Share of Environmental Taxes in Total Tax Revenues	% (current prices)	8.7	8.7	8.2	8.6	9.1	9.2	9.1	9.1	8.7	7.3

LIST OF ABBREVIATIONS

AMIF	Asylum Migration and Integration Fund
BOD	Biochemical Oxygen Demand
BWD	Bathing Water Directive
CAP	Common Agricultural Policy
CSR	Corporate Social Responsibility
DESI	Digital Economy and Society Index
DGEPCD	Directorate General for European Programmes, Coordination and Development
DMRID	Deputy Ministry of Research, Innovation and Digital Policy
DSGE	Department of Secondary General Education
EAFRD	European Agricultural Fund for Rural Development
ECE	Early Care and Education
EESC	European Economic and Social Committee
EMFF	European Maritime and Fisheries Fund
EPS	Educational Psychology Service
ERDF	European Regional Development Fund
ESF	European Social Fund
FEAD	Fund for European Aid to the most Deprived
GDP	Gross Domestic Product
GHG	Green House Gas Emission
GHS	General Health System
GMI	Guaranteed Minimum Income
HFC	Hope for Children
IAS	Invasive Alien Species
ICT	Information and Communication Technology
IMAP	Integrated Monitoring and Assessment Programme
JTF	Just Transition Fund
LNG	Liquefied Natural Gas
LTES	Long-Term Economic Strategy
MDMS	Master Data Management System
MFF	Multiannual Financial Framework
MIGS	Mediterranean Institute of Gender Studies
MMS	Market Management System

MPA	Marine Protected Areas
MSFD	Marine Strategy Framework Directive
NAP	National Action Plan
NAPD	National Action Plan for Equality between Men and Women (page 7)
NECP	National Energy and Climate Plan
NEETs	Not in Employment or in Education or Training
NGOs	Non-Governmental Organisations
NRP	National Reform Programme
NRRP	National Recovery and Resilience Plan
PES	Public Employment Services
PVCC	Pan Cyprian Volunteerism Coordinative Council
RES	Renewable Energy Sources
RRF	Resilience and Recovery Fund
SDGs	Sustainable Development Goals
SDSN	Sustainable Development Solutions Network
SIS	Social Insurance System
SMEs	Small & Medium Enterprises
SMS	School Management System
SPAMI	Specially Protected Area of Mediterranean Importance
SPAVO	Association for the Prevention and Handling of Violence in the Family
SUMP	Sustainable Urban Mobility Plans
SVQ	System of Vocational Qualifications
UNITAR	United Nations Institute for Training and Research
VET	Vocational Education and Training
VNR	Voluntary National Review
WFD	Water Framework Directive

Contact Details:

Directorate General for European Programmes, Coordination and Development

T.: +357 22602901 | E.: dgepcd@dgepcd.gov.cy

ISBN: 978-9963-50-541-8